



WELCOME

**to
the 2018
POLICY MEETING**

Tuesday, 26th June, 2018

ON ADMISSIONS
to
DEGREE, NIGERIA
CERTIFICATE IN
EDUCATION &
NATIONAL DIPLOMA-
AWARDING
INSTITUTIONS





PROF. IS-HAQ O. OLOYEDE OFR, FNAL
REGISTRAR/CE JAMB

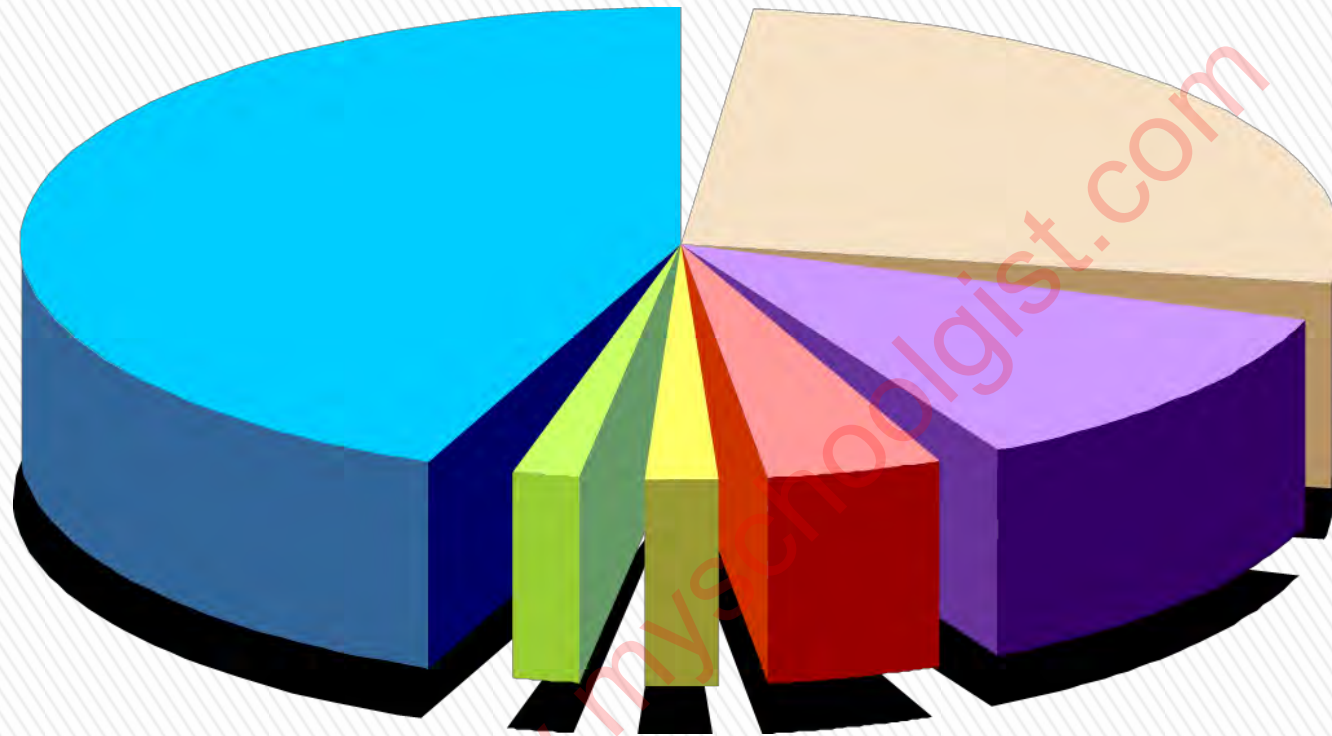
A presentation by
Is-haq O. Oloyede *OFR, FNAL, FNIM*
Registrar, JAMB

holding at the
**Bola Babalakin Auditorium,
Gbongan, Osun State**



2017/2018 ADMISSION REVIEW

A Journey into the Immediate Past:



2017 ADMISSION PERFORMANCE

REPORT ON THE CONDUCT OF THE 2017/2018 ADMISSIONS TO TERTIARY INSTITUTIONS



The 2017 Policy Meeting guidelines and decisions were implemented through the Central Admissions Processing System (CAPS)

Desk Officers were assigned to institutions

Institutions present at the meetings also made suggestion for consideration

Minimum National UTME Score & realistic institutional UTME Scores were approved

- **120 for degree-awarding institutions**
- **100 for ND, NID & NCE awarding institutions**

2017 UTME ADMISSION

PREFERENCE	TOTAL ADMISSIONS	PERCENTAGE (%)
DEGREE	418,391	73.84
ND	73,389	12.95
NCE	74,625	13.17
NID	236	0.04
TOTAL	566,641	100.00

WHO IS WHERE IN ADMISSION?

(Federal/State/Private)

INSTITUTION	FEDERAL	STATE	PRIVATE	TOTAL	VACANCY NOT USED
UNIVERSITIES/ DEGREE- AWARDING	(252,137) 214,738	(198,917) 173,923	(87,215) 29,730	(538,269) 418,391	119,878
POLYTECHNICS/ MONOTECHNICS	(45,554) 35,758	(52,362) 32,803	(14,521) 4,472	(112,437) 73,033	39,404
COLLEGES OF EDUCATION	(88,267) 43,043	(185,970) 30,168	(90,485) 1,414	(364,722) 74,625	290,097
INNOVATION ENTERPRISE INSTITUTIONS	0	0	(9,059) 592	(9,059) 592	8,467

*Institution quotas are in **RED** , Candidates admitted are in **BLACK***

DO WE NEED MORE INSTITUTIONS?

TOTAL QUOTA	TOTAL USED QUOTA	TOTAL UNUSED QUOTA (VACANCY)
1,025,487	566,641	457,846

If this is true....then what is the problem and the way out

THE FACTS OF 2017 ADMISSION

$$\frac{566,536}{1,840,225}$$

UTME + DE

$$\frac{566,536}{1,603,181}$$

120 & above only

$$\frac{566,641}{1,380,009}$$

120 & above
+
O' Level Credit Passes +
English Not Mathematics

- Over 41% of S+Q = A
- About 30% Q but nS (UTME combinations + Specific course Differential)
- About 10% = Q+S but R
- About 19% = Q+S but nA

Key:

S = Suitable Candidates

R = Rigid Candidates

nS = not Suitable Candidates

A = Admitted Candidates

Q = Qualified Candidates

nA = Not Admitted Candidates

2017 UTME PERFORMANCE OF THE ADMITTED CANDIDATES



S/N	RANGE	NO OF CANDIDATES ADMITTED	PERCENTAGE OF UTME CANDIDATES (%)
1	200 & above	211,742	41.79
2	160 - 199	215,146	42.46
3	140 - 159	68,948	13.61
4	120- 139	10,767	2.12
5	100 - 119	134	0.03

2017 UTME SCORES OF ADMITTED CANDIDATES BY STATE OF ORIGIN



S/N	STATE	Less_160	Less_140	Less_120
1	KADUNA	6,379	893	19
2	ADAMAWA	2,106	292	12
3	KANO	7,588	1,055	11
4	GOMBE	3,149	569	11
5	IMO	1,185	120	8
6	KOGI	2,634	354	7
7	YOBE	3,125	405	6
8	NIGER	2,169	285	6
9	BENUE	1,561	193	6
10	BORNO	1,820	281	5
11	CROSS RIVER	1,809	165	5
12	KATSINA	5,289	852	4
13	BAUCHI	4,313	522	4
14	PLATEAU	5,284	1,014	3
15	NASARAWA	2,848	201	3
16	OGUN	1,673	126	3
17	ENUGU	1,111	143	3
18	OYO	2,585	292	2
19	OSUN	1,823	129	2

2017 UTME ADMISSION STATISTICS BY STATES OF ORIGIN (CONT'D)



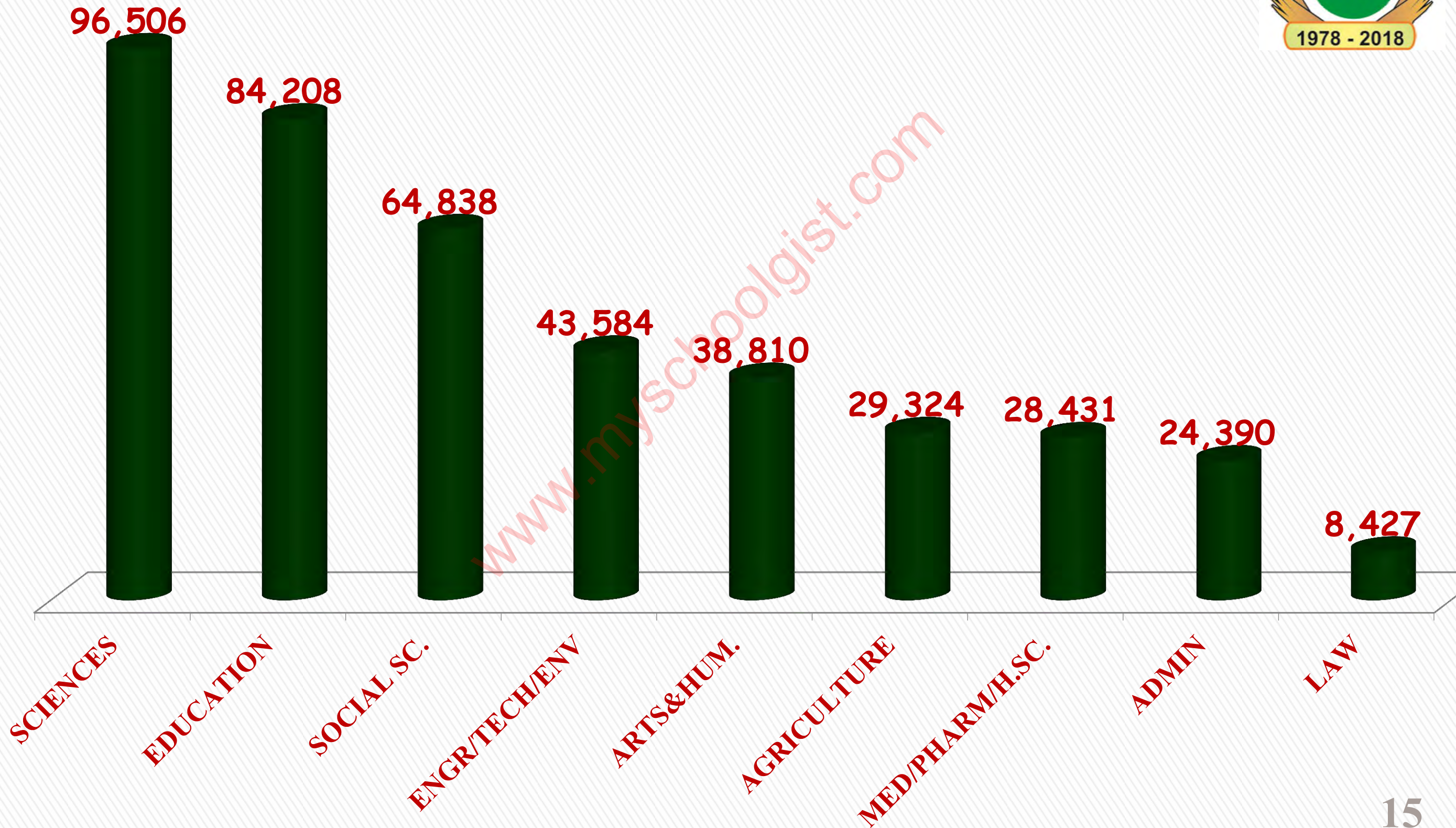
S/N	STATE	Less_160	Less_140	Less_120
20	AKWA IBOM	1,089	99	2
21	ANAMBRA	796	69	2
22	EBONYI	645	75	2
23	EDO	450	31	2
24	RIVERS	1,513	204	1
25	BAYELSA	850	47	1
26	EKITI	771	70	1
27	DELTA	746	45	1
28	ZAMFARA	637	47	1
29	TARABA	534	97	1
30	KEBBI	1,583	92	0
31	JIGAWA	1,474	177	0
32	ONDO	1,382	132	0
33	KWARA	1,305	154	0
34	SOKOTO	868	18	0
35	FCT	586	100	0
36	LAGOS	532	38	0
37	ABIA	364	39	0
38	OTHERS	0	0	0
	TOTAL	74,576	9,425	134

2017 UTME ADMISSION STATISTICS

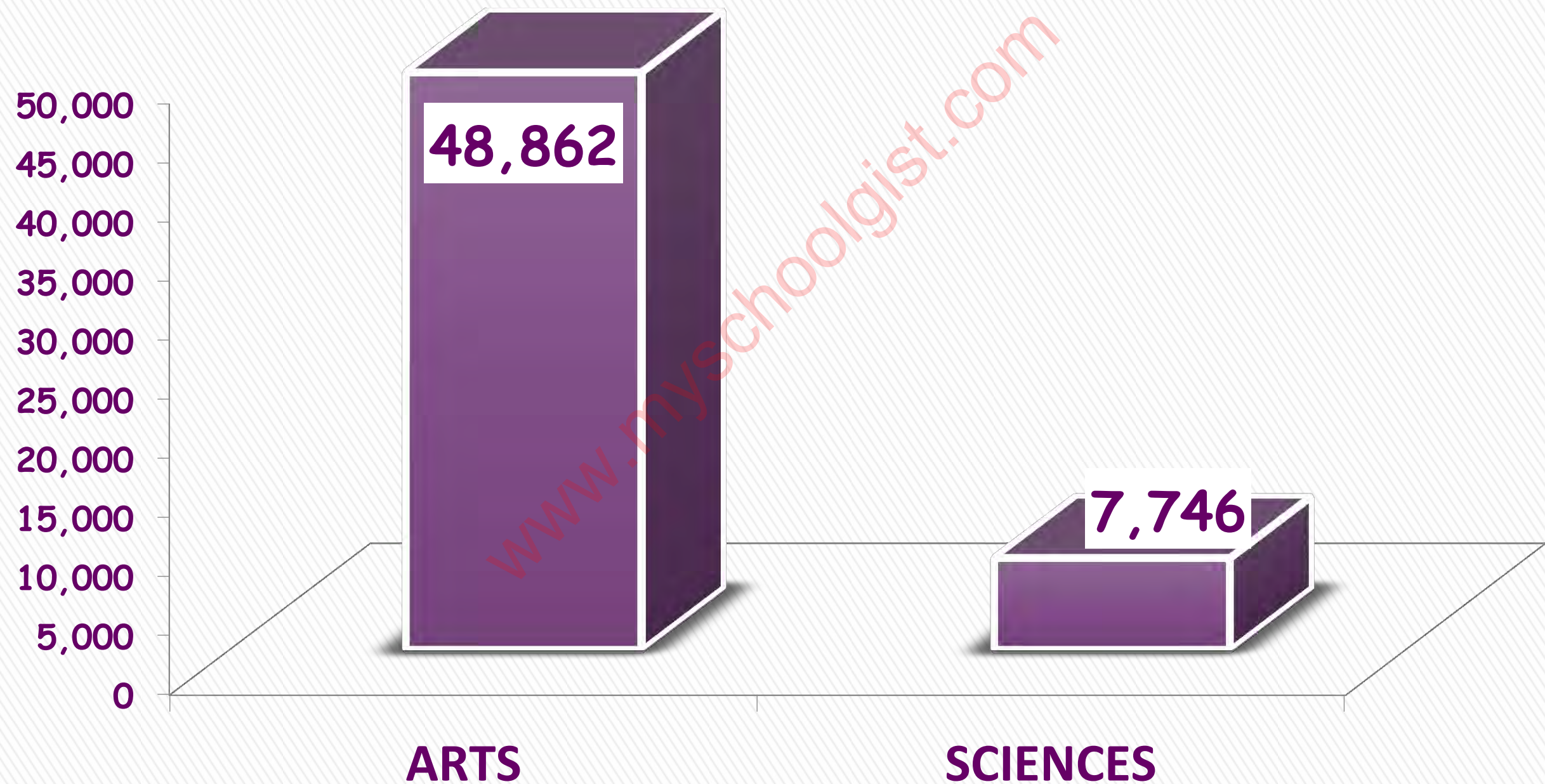
(Number Institutions who Admitted Candidates with
Scores Less than 140 by Geo-Political Zones)

S/N	GEO-POLITICAL ZONE	NO OF INSTITUTIONS
1	South West	53
2	North West	45
3	South South	40
4	North Central	37
5	South East	35
6	North East	29

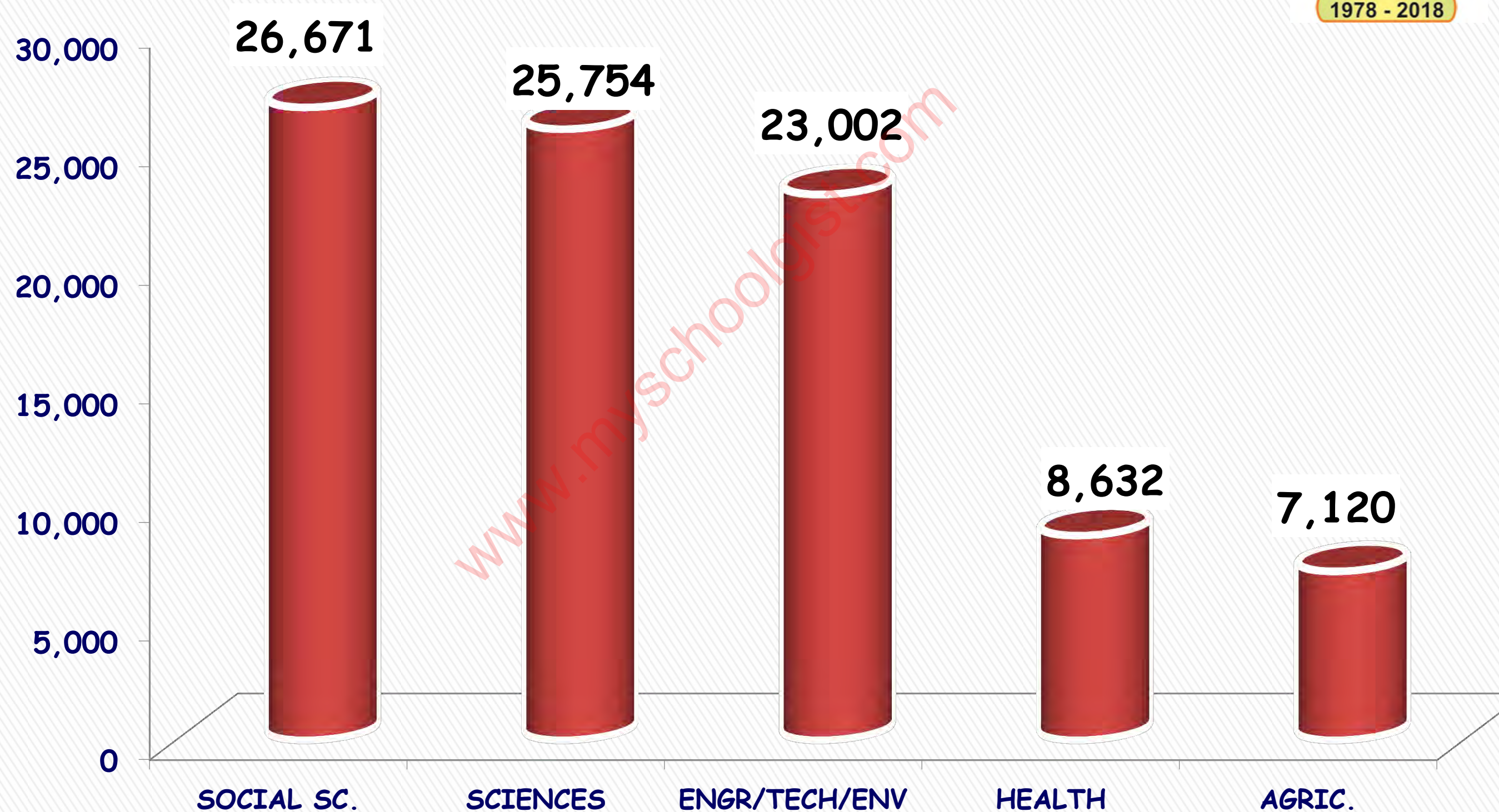
2017 UTME ADMISSION STATISTICS BY FACULTY (DEGREE)



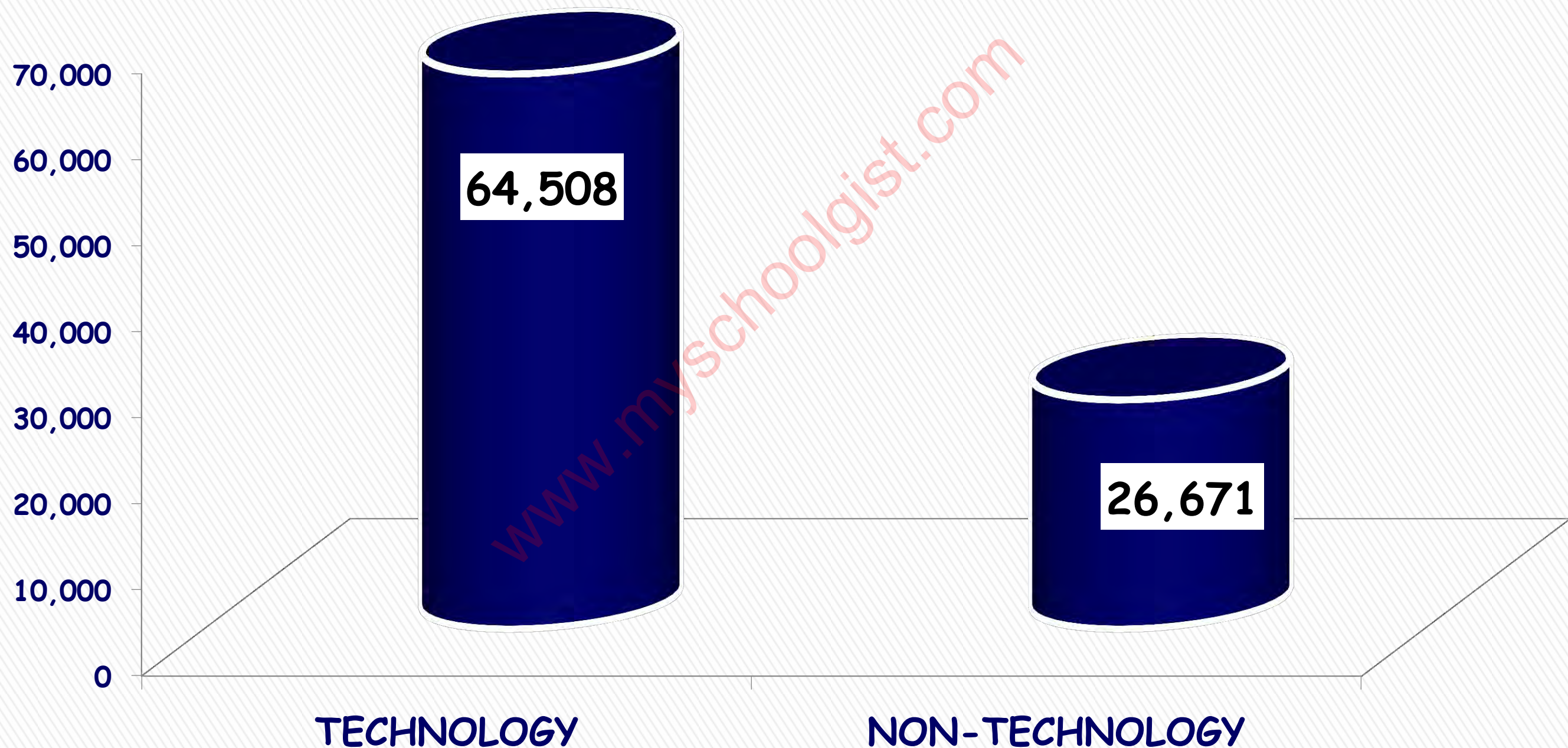
2017 UTME ADMISSION STATISTICS BY SCIENCE/ART RATIO (NCE)

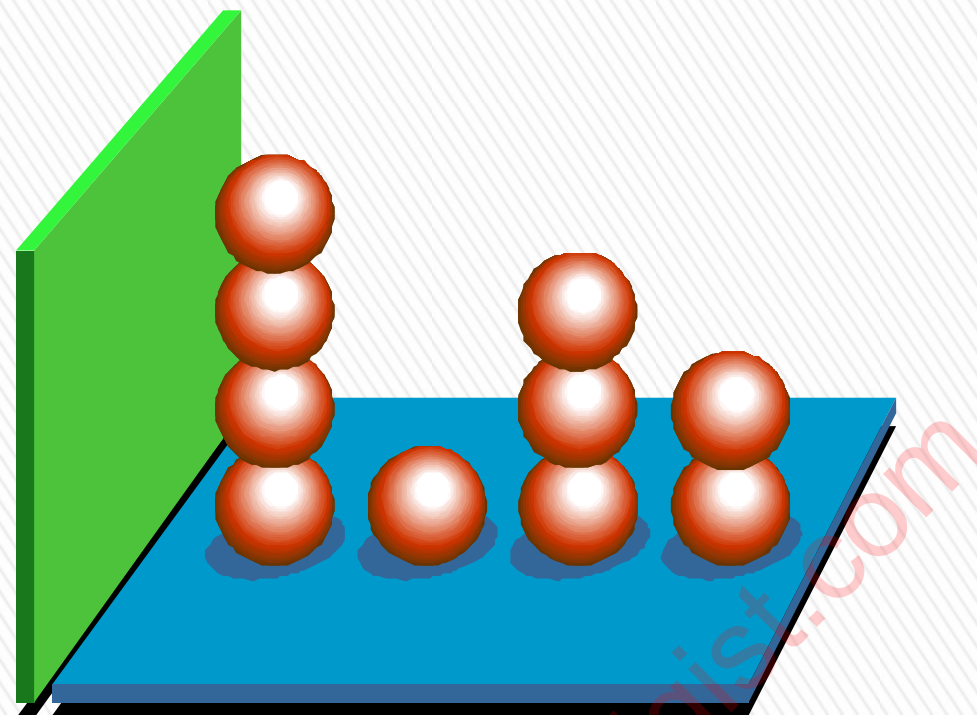


2017 UTME ADMISSION STATISTICS BY FACULTY (ND)



2017 UTME ADMISSION STATISTICS BY TECHNOLOGY@ AND NON-TECHNOLOGY (ND)





2017 UTME ADMISSION STATISTICS

A Revelation of Local/Regional/National Institutions

1. AHMADU BELLO UNIVERSITY, ZARIA

(Catchment States are in **RED**)



S/N	STATE	NUMBER ADMITTED	PERCENTAGE
1	KADUNA	2,481	24.47
2	KOGI	898	8.86
3	KANO	874	8.62
4	KATSINA	728	7.18
5	NIGER	524	5.17
6	KWARA	444	4.38
7	BENUE	394	3.89
8	BAUCHI	348	3.43
9	NASARAWA	326	3.21
10	ADAMAWA	322	3.18
11	PLATEAU	270	2.66
12	JIGAWA	253	2.50
13	BORNO	244	2.41

1. AHMADU BELLO UNIVERSITY, ZARIA

(Catchment States are in **RED**) contd.



S/N	STATE	NUMBER ADMITTED	PERCENTAGE
14	ZAMFARA	218	2.15
15	YOBE	203	2.00
16	TARABA	200	1.97
17	GOMBE	199	1.96
18	FCT	192	1.89
19	KEBBI	172	1.70
20	OYO	126	1.24
21	SOKOTO	111	1.09
22	EDO	109	1.07
23	OSUN	102	1.01
24	OGUN	61	0.60
25	IMO	46	0.45
26	ENUGU	43	0.42
27	ANAMBRA	37	0.36
28	ABIA	31	0.31

1. AHMADU BELLO UNIVERSITY, ZARIA

(Catchment States are in **RED**) contd.



S/N	STATE	NUMBER ADMITTED	PERCENTAGE
29	AKWA IBOM	30	0.30
30	DELTA	29	0.29
31	ONDO	27	0.27
32	LAGOS	26	0.26
33	CROSS RIVER	19	0.19
34	EBONYI	14	0.14
35	EKITI	10	0.10
36	BAYELSA	6	0.06
37	RIVERS	5	0.05
38	OTHERS	18	0.18
TOTAL		10,140	100.00

Superficially

$$\frac{38}{38}$$

But in reality
using 0.05 (1/200)
as basis, is **only 24**

2. UNIVERSITY OF LAGOS, LAGOS

(Catchment States are in **RED**)



S/N	STATE	NUMBER ADMITTED	PERCENTAGE
1	OGUN	1716	18.69
2	LAGOS	1042	11.35
3	OSUN	969	10.55
4	OYO	900	9.80
5	ONDO	741	8.07
6	EKITI	621	6.76
7	ANAMBRA	472	5.14
8	IMO	456	4.97
9	DELTA	434	4.73
10	EDO	320	3.49
11	KWARA	230	2.51
12	ABIA	201	2.19
13	KOGI	186	2.03

2. UNIVERSITY OF LAGOS, LAGOS

(Catchment States are in **RED**) contd.



S/N	STATE	NUMBER ADMITTED	PERCENTAGE
14	AKWA IBOM	138	1.50
15	EBONYI	127	1.38
16	ENUGU	107	1.17
17	CROSS RIVER	95	1.03
18	BENUE	88	0.96
19	RIVERS	71	0.77
20	BAYELSA	68	0.74
21	PLATEAU	24	0.26
22	KADUNA	20	0.22
23	NIGER	19	0.21
24	NASARAWA	17	0.19
25	ADAMAWA	15	0.16
26	KEBBI	14	0.15
27	TARABA	14	0.15
28	BORNO	12	0.13

2. UNIVERSITY OF LAGOS, LAGOS (Catchment States are in **RED**) contd.



S/N	STATE	NUMBER ADMITTED	PERCENTAGE
29	KANO	12	0.13
30	KATSINA	12	0.13
31	GOMBE	11	0.12
32	YOBE	11	0.12
33	BAUCHI	8	0.09
34	JIGAWA	6	0.07
35	SOKOTO	2	0.02
36	ZAMFARA	2	0.02
37	FCT	0	0.00
38	OTHERS	0	0.00
TOTAL		9,181	100.00

Superficially

$$\frac{36}{38}$$

**But in reality
using 0.05 (1/200)
as basis, is **only 20****

3. UNIVERSITY OF NIGERIA, NSUKKA (Catchment States are in **RED**)



S/N	STATE	NUMBER ADMITTED	PERCENTAGE
1	ENUGU	4,359	42.27
2	ANAMBRA	2,112	20.48
3	IMO	1,289	12.50
4	ABIA	842	8.16
5	EBONYI	498	4.83
6	DELTA	226	2.19
7	AKWA IBOM	148	1.44
8	KOGI	139	1.35
9	BENUE	121	1.17
10	CROSS RIVER	84	0.81
11	RIVERS	83	0.80
12	EDO	82	0.80
13	BAYELSA	36	0.35

3. UNIVERSITY OF NIGERIA, NSUKKA (Catchment States are in **RED**) contd.



S/N	STATE	NUMBER ADMITTED	PERCENTAGE
14	ONDO	20	0.19
15	TARABA	20	0.19
16	ADAMAWA	19	0.18
17	PLATEAU	18	0.17
18	NIGER	17	0.16
19	KEBBI	16	0.16
20	NASARAWA	16	0.16
21	BORNO	15	0.15
22	OSUN	15	0.15
23	BAUCHI	14	0.14
24	KADUNA	13	0.13
25	KWARA	13	0.13
26	OGUN	11	0.11
27	OYO	11	0.11
28	SOKOTO	11	0.11

3. UNIVERSITY OF NIGERIA, NSUKKA (Catchment States are in **RED**) contd.

S/N	STATE	NUMBER ADMITTED	PERCENTAGE
29	YOBE	11	0.11
30	GOMBE	10	0.10
31	JIGAWA	10	0.10
32	ZAMFARA	8	0.08
33	EKITI	6	0.06
34	KANO	6	0.06
35	KATSINA	6	0.06
36	FCT	3	0.03
37	LAGOS	2	0.02
38	OTHERS	3	0.03
TOTAL		10,313	100.00

Superficially

$$\frac{38}{38}$$

But in reality
using 0.05 (1/200)
as basis, is **only 12**

4. BAYERO UNIVERSITY, KANO

(Catchment States are in **RED**)



S/N	STATE	NUMBER ADMITTED	PERCENTAGE
1	KANO	4,553	48.54
2	KOGI	895	9.54
3	KADUNA	486	5.18
4	JIGAWA	473	5.04
5	KATSINA	430	4.58
6	KWARA	356	3.80
7	BAUCHI	238	2.54
8	NIGER	217	2.31
9	BENUE	197	2.10
10	ADAMAWA	131	1.40
11	OYO	125	1.33
12	YOBE	110	1.17
13	OSUN	107	1.14

4. BAYERO UNIVERSITY, KANO

(Catchment States are in **RED**) contd.



S/N	STATE	NUMBER ADMITTED	PERCENTAGE
14	NASARAWA	96	1.02
15	EDO	95	1.01
16	GOMBE	83	0.88
17	TARABA	67	0.71
18	KEBBI	65	0.69
19	BORNO	63	0.67
20	IMO	62	0.66
21	PLATEAU	62	0.66
22	ZAMFARA	58	0.62
23	OGUN	53	0.57
24	FCT	49	0.52
25	ANAMBRA	48	0.51
26	CROSS RIVER	36	0.38
27	ENUGU	36	0.38
28	SOKOTO	35	0.37

4. BAYERO UNIVERSITY, KANO

(Catchment States are in **RED**) contd.

S/N	STATE	NUMBER ADMITTED	PERCENTAGE
29	ABIA	33	0.35
30	ONDO	27	0.29
31	EKITI	24	0.26
32	AKWA IBOM	22	0.23
33	DELTA	21	0.22
34	LAGOS	13	0.14
35	EBONYI	8	0.09
36	BAYELSA	1	0.01
37	RIVERS	1	0.01
38	OTHERS	3	0.03
TOTAL		9,379	100.00

Superficially

$$\frac{38}{38}$$

But in reality
using 0.05 (1/200)
as basis, is **only 25**

5. UNIVERSITY OF MAIDUGURI, MAIDUGURI

(Catchment States are in **RED**)



S/N	STATE	NUMBER ADMITTED	PERCENTAGE
1	BORNO	5188	50.21
2	ADAMAWA	997	9.65
3	YOBE	990	9.58
4	GOMBE	857	8.29
5	BAUCHI	597	5.78
6	TARABA	494	4.78
7	BENUE	129	1.25
8	KOGI	99	0.96
9	KADUNA	89	0.86
10	PLATEAU	88	0.85
11	IMO	70	0.68
12	KWARA	70	0.68
13	OYO	70	0.68

5. UNIVERSITY OF MAIDUGURI, MAIDUGURI

(Catchment States are in **RED**) contd.



S/N	STATE	NUMBER ADMITTED	PERCENTAGE
14	KANO	67	0.65
15	ANAMBRA	63	0.61
16	ENUGU	58	0.56
17	ABIA	46	0.45
18	JIGAWA	43	0.42
19	NASARAWA	39	0.38
20	OSUN	35	0.34
21	AKWA IBOM	31	0.30
22	NIGER	28	0.27
23	EDO	25	0.24
24	OGUN	25	0.24
25	KATSINA	22	0.21
26	DELTA	20	0.19
27	EBONYI	17	0.16
28	CROSS RIVER	15	0.15

5. UNIVERSITY OF MAIDUGURI, MAIDUGURI (Catchment States are in **RED**) contd.

S/N	STATE	NUMBER ADMITTED	PERCENTAGE
29	ONDO	14	0.14
30	EKITI	13	0.13
31	LAGOS	9	0.09
32	RIVERS	7	0.07
33	FCT	6	0.06
34	ZAMFARA	5	0.05
35	KEBBI	2	0.02
36	SOKOTO	1	0.01
37	BAYELSA	0	0.00
38	OTHERS	3	0.03
TOTAL		10,332	100.00

Superficially

$$\frac{37}{38}$$

**But in reality
using 0.05 (1/200)
as basis, is only 16**

6. NNAMDI AZIKIWE UNIVERSITY, AWKA

(Catchment States are in **RED**)



S/N	STATE	NUMBER ADMITTED	PERCENTAGE
1	ANAMBRA	3986	55.62
2	IMO	1215	16.96
3	ENUGU	782	10.91
4	ABIA	464	6.48
5	EBONYI	364	5.08
6	DELTA	140	1.95
7	EDO	34	0.47
8	KOGI	30	0.42
9	AKWA IBOM	27	0.38
10	RIVERS	24	0.33
11	CROSS RIVER	19	0.27
12	BENUE	18	0.25
13	ONDO	11	0.15

6. NNAMDI AZIKIWE UNIVERSITY, AWKA

(Catchment States are in **RED**) contd.



S/N	STATE	NUMBER ADMITTED	PERCENTAGE
14	OSUN	11	0.15
15	BAYELSA	7	0.10
16	EKITI	7	0.10
17	OYO	6	0.08
18	OGUN	5	0.07
19	KWARA	3	0.04
20	TARABA	3	0.04
21	GOMBE	2	0.03
22	LAGOS	2	0.03
23	BAUCHI	1	0.01
24	FCT	1	0.01
25	KADUNA	1	0.01
26	NASARAWA	1	0.01
27	PLATEAU	1	0.01
28	ADAMAWA	0	0.00

6. NNAMDI AZIKIWE UNIVERSITY, AWKA (Catchment States are in **RED**) contd.



S/N	STATE	NUMBER ADMITTED	PERCENTAGE
29	BORNO	0	0.00
30	JIGAWA	0	0.00
31	KANO	0	0.00
32	KATSINA	0	0.00
33	KEBBI	0	0.00
34	NIGER	0	0.00
35	SOKOTO	0	0.00
36	YOBE	0	0.00
37	ZAMFARA	0	0.00
38	OTHERS	1	0.01
TOTAL		7,166	100.00

Superficially

$$\frac{28}{38}$$

**But in reality
using 0.05 (1/200)
as basis, is only 6**

7. UNIVERSITY OF CALABAR, CALABAR

(Catchment States are in **RED**)



S/N	STATE	NUMBER ADMITTED	PERCENTAGE
1	CROSS RIVER	4,385	47.67
2	AKWA IBOM	1654	17.98
3	IMO	553	6.01
4	ABIA	397	4.32
5	ANAMBRA	351	3.82
6	RIVERS	297	3.23
7	DELTA	285	3.10
8	ENUGU	265	2.88
9	EBONYI	245	2.66
10	BENUE	185	2.01
11	BAYELSA	126	1.37
12	EDO	117	1.27
13	KOGI	74	0.80

7. UNIVERSITY OF CALABAR, CALABAR

(Catchment States are in **RED**) contd.



S/N	STATE	NUMBER ADMITTED	PERCENTAGE
14	TARABA	61	0.66
15	ONDO	35	0.38
16	OGUN	23	0.25
17	OSUN	18	0.20
18	OYO	17	0.18
19	ADAMAWA	16	0.17
20	KADUNA	14	0.15
21	NASARAWA	11	0.12
22	PLATEAU	11	0.12
23	LAGOS	10	0.11
24	BORNO	8	0.09
25	KWARA	7	0.08
26	EKITI	6	0.07
27	NIGER	5	0.05
28	GOMBE	4	0.04

7. UNIVERSITY OF CALABAR, CALABAR

(Catchment States are in **RED**) contd.

S/N	STATE	NUMBER ADMITTED	PERCENTAGE
29	BAUCHI	3	0.03
30	KANO	2	0.02
31	YOBE	2	0.02
32	FCT	1	0.01
33	JIGAWA	1	0.01
34	KEBBI	1	0.01
35	ZAMFARA	1	0.01
36	KATSINA	0	0.00
37	SOKOTO	0	0.00
38	OTHERS	7	0.08
TOTAL		9,198	100.00

Superficially

$$\frac{36}{38}$$

But in reality
using 0.05 (1/200)
as basis, is **only 14**

8. UNIVERSITY OF JOS, JOS

(Catchment States are in **RED**)



S/N	STATE	NUMBER ADMITTED	PERCENTAGE
1	PLATEAU	4,511	48.17
2	BENUE	869	9.28
3	NASARAWA	512	5.47
4	KOGI	484	5.17
5	KADUNA	365	3.90
6	ANAMBRA	279	2.98
7	IMO	232	2.48
8	BAUCHI	208	2.22
9	OYO	167	1.78
10	ADAMAWA	155	1.66
11	ENUGU	154	1.64
12	TARABA	149	1.59
13	KWARA	103	1.10

8. UNIVERSITY OF JOS, JOS

(Catchment States are in **RED**) contd.



S/N	STATE	NUMBER ADMITTED	PERCENTAGE
14	CROSS RIVER	102	1.09
15	GOMBE	102	1.09
16	EDO	100	1.07
17	DELTA	97	1.04
18	ABIA	86	0.92
19	BORNO	68	0.73
20	NIGER	64	0.68
21	ONDO	63	0.67
22	OSUN	60	0.64
23	AKWA IBOM	56	0.60
24	EBONYI	50	0.53
25	KANO	50	0.53
26	EKITI	47	0.50
27	FCT	37	0.40
28	OGUN	35	0.37

8. UNIVERSITY OF JOS, JOS

(Catchment States are in **RED**) contd.

S/N	STATE	NUMBER ADMITTED	PERCENTAGE
29	KEBBI	32	0.34
30	JIGAWA	31	0.33
31	YOBE	23	0.25
32	KATSINA	19	0.20
33	BAYELSA	17	0.18
34	LAGOS	13	0.14
35	RIVERS	13	0.14
36	ZAMFARA	9	0.10
37	SOKOTO	1	0.01
38	OTHERS	1	0.01
TOTAL		9,364	100.00

Superficially

$$\frac{38}{38}$$

But in reality
using 0.05 (1/200)
as basis, is **only 26**

9. UNIVERSITY OF ILORIN, ILORIN

(Catchment States are in **RED**)



S/N	STATE	NUMBER ADMITTED	PERCENTAGE
1	KWARA	5,113	39.68
2	OYO	1,581	12.27
3	OSUN	1,410	10.94
4	KOGI	1,376	10.68
5	OGUN	878	6.81
6	EKITI	449	3.48
7	ONDO	438	3.40
8	LAGOS	260	2.02
9	EDO	191	1.48
10	BENUE	185	1.44
11	DELTA	147	1.14
12	ANAMBRA	131	1.02
13	IMO	123	0.95

9. UNIVERSITY OF ILORIN, ILORIN

(Catchment States are in **RED**) contd.



S/N	STATE	NUMBER ADMITTED	PERCENTAGE
14	ABIA	68	0.53
15	AKWA IBOM	65	0.50
16	ENUGU	55	0.43
17	CROSS RIVER	50	0.39
18	EBONYI	45	0.35
19	RIVERS	31	0.24
20	NIGER	28	0.22
21	KADUNA	23	0.18
22	NASARAWA	20	0.16
23	ADAMAWA	16	0.12
24	BAYELSA	16	0.12
25	PLATEAU	16	0.12
26	TARABA	10	0.08
27	FCT	9	0.07
28	GOMBE	7	0.05

9. UNIVERSITY OF ILORIN, ILORIN

(Catchment States are in **RED**) contd.

S/N	STATE	NUMBER ADMITTED	PERCENTAGE
29	BAUCHI	5	0.04
30	BORNO	5	0.04
31	KANO	5	0.04
32	KATSINA	3	0.02
33	KEBBI	3	0.02
34	JIGAWA	2	0.02
35	SOKOTO	2	0.02
36	YOBE	1	0.01
37	ZAMFARA	1	0.01
38	OTHERS	117	0.91
TOTAL		12,885	100.00

Superficially

$$\frac{38}{38}$$

But in reality
using 0.05 (1/200)
as basis, is **only 15**

.....admitted the most candidates

10. UNIVERSITY OF PORT-HARCOURT, PORT-HARCOURT

(Catchment States are in **RED**)



S/N	STATE	NUMBER ADMITTED	PERCENTAGE
1	RIVERS	2,945	36.30
2	IMO	1,107	13.64
3	DELTA	884	10.89
4	ABIA	681	8.39
5	AKWA IBOM	478	5.89
6	ANAMBRA	477	5.88
7	BAYELSA	357	4.40
8	EDO	256	3.16
9	ENUGU	250	3.08
10	EBONYI	119	1.47
11	KOGI	90	1.11
12	CROSS RIVER	89	1.10
13	OSUN	87	1.07

10. UNIVERSITY OF PORT-HARCOURT, PORT-HARCOURT

(Catchment States are in **RED**) contd.



S/N	STATE	NUMBER ADMITTED	PERCENTAGE
14	ONDO	67	0.83
15	BENUE	59	0.73
16	OGUN	51	0.63
17	OYO	35	0.43
18	EKITI	28	0.35
19	LAGOS	15	0.18
20	KWARA	12	0.15
21	KADUNA	3	0.04
22	NASARAWA	3	0.04
23	PLATEAU	3	0.04
24	ADAMAWA	2	0.02
25	BORNO	2	0.02
26	NIGER	2	0.02
27	TARABA	2	0.02
28	BAUCHI	1	0.01

10. UNIVERSITY OF PORT-HARCOURT, PORT-HARCOURT (Catchment States are in **RED**) contd.



S/N	STATE	NUMBER ADMITTED	PERCENTAGE
29	FCT	1	0.01
30	GOMBE	1	0.01
31	KANO	1	0.01
32	KEBBI	1	0.01
33	JIGAWA	0	0.00
34	KATSINA	0	0.00
35	SOKOTO	0	0.00
36	YOBE	0	0.00
37	ZAMFARA	0	0.00
38	OTHERS	5	0.06
TOTAL		8,114	100.00

Superficially

$$\frac{33}{38}$$

But in reality
using 0.05 (1/200)
as basis, is **only 16**

11. ABUBAKAR TAFAWA BALEWA UNIVERSITY, BAUCHI

(Catchment States are in **RED**)



S/N	STATE	NUMBER ADMITTED	PERCENTAGE
1	BAUCHI	1711	38.41
2	PLATEAU	409	9.18
3	KOGI	279	6.26
4	KADUNA	264	5.93
5	GOMBE	248	5.57
6	BENUE	158	3.55
7	YOBE	135	3.03
8	NASARAWA	117	2.63
9	BORNO	99	2.22
10	ADAMAWA	98	2.20
11	KANO	96	2.16
12	KWARA	84	1.89
13	TARABA	84	1.89

11. ABUBAKAR TAFAWA BALEWA UNIVERSITY, BAUCHI

(Catchment States are in **RED**) contd.



S/N	STATE	NUMBER ADMITTED	PERCENTAGE
14	NIGER	81	1.82
15	OYO	66	1.48
16	KATSINA	59	1.32
17	JIGAWA	55	1.23
18	ENUGU	50	1.12
19	ANAMBRA	45	1.01
20	OSUN	44	0.99
21	IMO	37	0.83
22	EDO	34	0.76
23	CROSS RIVER	33	0.74
24	ABIA	25	0.56
25	DELTA	20	0.45
26	AKWA IBOM	19	0.43
27	ONDO	18	0.40
28	FCT	17	0.38

11. ABUBAKAR TAFAWA BALEWA UNIVERSITY, BAUCHI

(Catchment States are in **RED**) contd.



S/N	STATE	NUMBER ADMITTED	PERCENTAGE
29	ZAMFARA	17	0.38
30	OGUN	15	0.34
31	KEBBI	9	0.20
32	EBONYI	8	0.18
33	EKITI	7	0.16
34	LAGOS	6	0.13
35	BAYELSA	3	0.07
36	RIVERS	3	0.07
37	SOKOTO	0	0.00
38	OTHERS	1	0.02
TOTAL		4,454	100.00

Superficially

$$\frac{37}{38}$$

But in reality
using 0.05 (1/200)
as basis, is **only 24**

12. UNIVERSITY OF IBADAN, IBADAN

(Catchment States are in **RED**)



S/N	STATE	NUMBER ADMITTED	PERCENTAGE
1	OYO	1,261	31.75
2	OSUN	701	17.65
3	OGUN	476	11.98
4	ONDO	278	7.00
5	EKITI	231	5.82
6	EDO	138	3.47
7	DELTA	127	3.20
8	IMO	115	2.90
9	KOGI	98	2.47
10	ANAMBRA	88	2.22
11	LAGOS	84	2.11
12	KWARA	83	2.09
13	ABIA	62	1.56

12. UNIVERSITY OF IBADAN, IBADAN

(Catchment States are in **RED**) contd.



S/N	STATE	NUMBER ADMITTED	PERCENTAGE
14	AKWA IBOM	53	1.33
15	ENUGU	44	1.11
16	EBONYI	34	0.86
17	BENUE	28	0.70
18	CROSS RIVER	21	0.53
19	RIVERS	15	0.38
20	BAYELSA	14	0.35
21	PLATEAU	4	0.10
22	KADUNA	3	0.08
23	KANO	2	0.05
24	NASARAWA	2	0.05
25	TARABA	2	0.05
26	BAUCHI	1	0.03
27	FCT	1	0.03
28	JIGAWA	1	0.03

12. UNIVERSITY OF IBADAN, IBADAN

(Catchment States are in **RED**) contd.



S/N	STATE	NUMBER ADMITTED	PERCENTAGE
29	KATSINA	1	0.03
30	KEBBI	1	0.03
31	NIGER	1	0.03
32	SOKOTO	1	0.03
33	ADAMAWA	0	0.00
34	BORNO	0	0.00
35	GOMBE	0	0.00
36	YOBE	0	0.00
37	ZAMFARA	0	0.00
38	OTHERS	1	0.03
TOTAL		4,454	100.00

Superficially

$$\frac{33}{38}$$

**But in reality
using 0.05 (1/200)
as basis, is **only 18****

13. UNIVERSITY OF ABUJA, ABUJA (Catchment Areas = All the States & FCT)



S/N	STATE	NUMBER ADMITTED	PERCENTAGE
1	KOGI	894	13.00
2	BENUE	779	11.33
3	IMO	451	6.56
4	ANAMBRA	380	5.53
5	EDO	366	5.32
6	OYO	356	5.18
7	ENUGU	349	5.08
8	FCT	295	4.29
9	DELTA	273	3.97
10	OSUN	259	3.77
11	KADUNA	232	3.37
12	ONDO	231	3.36
13	ABIA	219	3.19

13. UNIVERSITY OF ABUJA, ABUJA

(Catchment Areas = All the States & FCT) contd.



S/N	STATE	NUMBER ADMITTED	PERCENTAGE
14	OGUN	198	2.88
15	KWARA	194	2.82
16	AKWA IBOM	165	2.40
17	CROSS RIVER	131	1.91
18	EKITI	131	1.91
19	NASARAWA	125	1.82
20	NIGER	123	1.79
21	PLATEAU	114	1.66
22	EBONYI	88	1.28
23	ADAMAWA	84	1.22
24	LAGOS	67	0.97
25	BAUCHI	62	0.90
26	TARABA	50	0.73
27	RIVERS	43	0.63
28	KANO	41	0.60

13. UNIVERSITY OF ABUJA, ABUJA

(Catchment Areas = All the States & FCT) contd.



S/N	STATE	NUMBER ADMITTED	PERCENTAGE
29	BORNO	40	0.58
30	GOMBE	39	0.57
31	BAYELSA	25	0.36
32	KATSINA	25	0.36
33	KEBBI	16	0.23
34	SOKOTO	9	0.13
35	YOBE	8	0.12
36	ZAMFARA	6	0.09
37	JIGAWA	5	0.07
38	OTHERS	2	0.03
TOTAL		6,875	100.00

Superficially

$$\frac{38}{38}$$

**But in reality
using 0.05 (1/200)
as basis, is 30**

This is the best admission representation for 2017

ADMISSION OF VISUALLY IMPAIRED CANDIDATES

ADMISSION OF BLIND CANDIDATES



Reminder!!!

Institutions are again requested to give special preference and easy clearance to candidates who are Blind and others in this category who possess minimum entry requirements

YEAR	2014	2015	2016	2017
NO ADMITTED	44	72	142	145

ADMISSION OF BLIND CANDIDATES FOR THE 2017/2018 ACADEMIC SESSION

*The Board commends and thanks
the authorities of the following
institutions for their compliance*



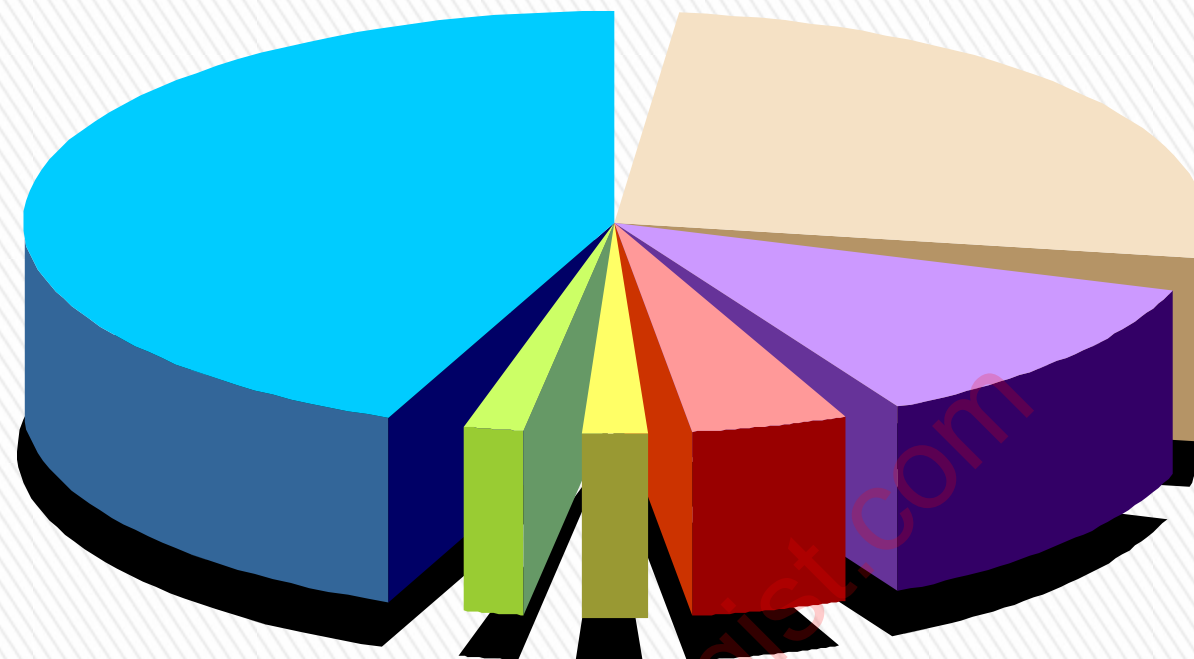
S/N	INSTITUTION	NO. OF APPLICANTS	NO. ADMITTED
1.	Federal College Of Educ. (Special), Oyo, Oyo State	4	31
2	University Of Lagos, Lagos State	41	30
3	University Of Jos, Jos, Plateau State	43	20
4	Nnamdi Azikiwe University, Awka, Anambra State	19	12
5	Adekunle Ajasin University, Akungba-akoko, Ondo State	8	5
6	Saadatu Rimi College Of Education, Kumbotso, Kano State		4
7	University Of Ilorin, Ilorin, Kwara State	8	3
8	Lagos State University, Ojo, Lagos State	6	3
9	University Of Uyo, Akwa Ibom State	6	3
10	College Of Education, Akwanga	2	3

S/N	INSTITUTION	NO. OF APPLICANTS	NO. ADMITTED
11	Bayero University, Kano, Kano State	14	2
12	University Of Benin, Benin City, Edo State	9	2
13	Ambrose Alli University, Ekpoma, Edo State	3	2
14	University Of Calabar, Calabar, Cross River State	2	2
15	University Of Ibadan, Ibadan, Oyo State	18	1
16	Umaru Musa Yaradua University, Katsina, Katsina State	5	1
17	Federal College Of Education, Katsina (Affl To Bayero Univ, Kano)	4	1
18	Adeyemi College Of Education, Ondo, Ondo State	3	1
19	Obafemi Awolowo University, Ile-ife, Osun State	3	1
20	Adamawa State University, Mubi, Adamawa State	2	1
21	Gombe State University, Tudun Wada, Gombe, Gombe State	2	1

S/N	INSTITUTION	NO. OF APPLICANTS	NO. ADMITTED
22	Nasarawa State University, Keffi	2	1
23	Aminu Saleh College Of Education, Azare	1	1
24	Federal University, Wukari, Taraba State	1	1
25	Lead City University, Ibadan, Oyo State	1	1
26	Tansian University, Oba, Anambra State	1	1
27	The Polytechnic, Ibadan, Oyo State	1	1
28	University Of Port-harcourt, Rivers State	1	1
29	Aminu Kano College Of Islamic and Legal Studies, Kano	0	1
30	Dominican University, Ibadan, Oyo State.	0	1
31	Federal College Of Education, Kano	0	1
32	Federal College Of Education, Katsina	0	1
33	Federal College Of Education, Pankshin	0	1

S/N	INSTITUTION	NO. OF APPLICANTS	NO. ADMITTED
34	Imo State Polytechnic, Umuagwo, Owerri		1
35	Our Saviour Institute Of Science And Technology (Polytechnic) Enugu, Enugu State		1
36	Southwestern University, Okun-owa		1
37	St. Augustine's College Of Education, Akoka, Lagos (Affl To Univ Of Ibadan)		1
38	University Of Nigeria, Nsukka	20	0
39	Ahmadu Bello University, Zaria	7	0
40	Northwest University, Kano	5	0
41	Sule Lamido University, Kafin Hausa, Jigawa	3	0
42	Alvan Ikoku College Of Education, Enugu State.(Affl To Univ Of Nigera, Nsukka)	2	0
43	Kaduna State University, Kaduna	2	0
44	University Of Abuja, Abuja, FCT	1	0

S/N	INSTITUTION	NO. OF APPLICANTS	NO. ADMITTED
45	College Of Education, Ankpa, Kogi State	1	0
46	Edo University, Iyamho, Edo State	1	0
47	Kogi State University, Anyigba, Kogi State	1	0
48	Federal University, Gusau, Zamfara State	1	0
49	Federal University, Oye-ekiti, Ekiti State	1	0
	TOTAL	255	145



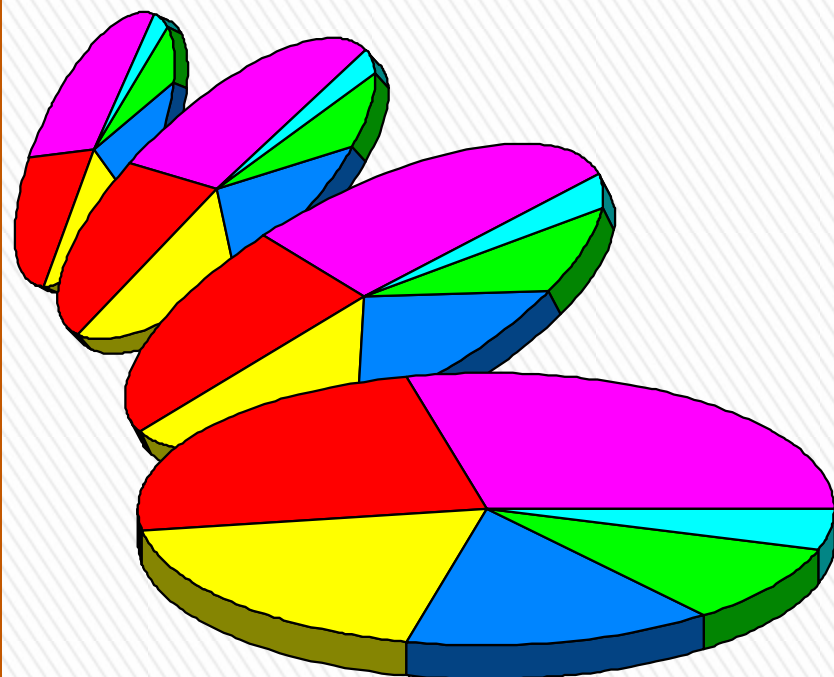
2017 UTME ADMISSION INTO PRIVATE UNIVERSITIES (FIRST 10)

S/N	INSTITUTION	QUOTA	NO. ADMITTED
1	Babcock University, Ilishan-remo, Ogun State	3520	2554
2	Afe Babalola University, Ado-ekiti, Ekiti State	2184	2133
3	Al-qalam University, Katsina, Katsina State	2500	2031
4	Madonna University, Elele, Rivers State	3300	1861
5	Covenant University, Canaan Land, Ota, Ogun State	2750	1696
6	Bowen University, Iwo, Osun State	2793	1084
7	Oduduwa University, Ipetumodu, Osun State	1557	928
8	Adeleke University, Ede, Osun State	2148	842
9	Lead City University, Ibadan, Oyo State	1528	827
10	Bells University Of Technology, Ota, Ogun State	1336	809



2017 UTME ADMISSION INTO PRIVATE POLYTECHNICS (FIRST 10)

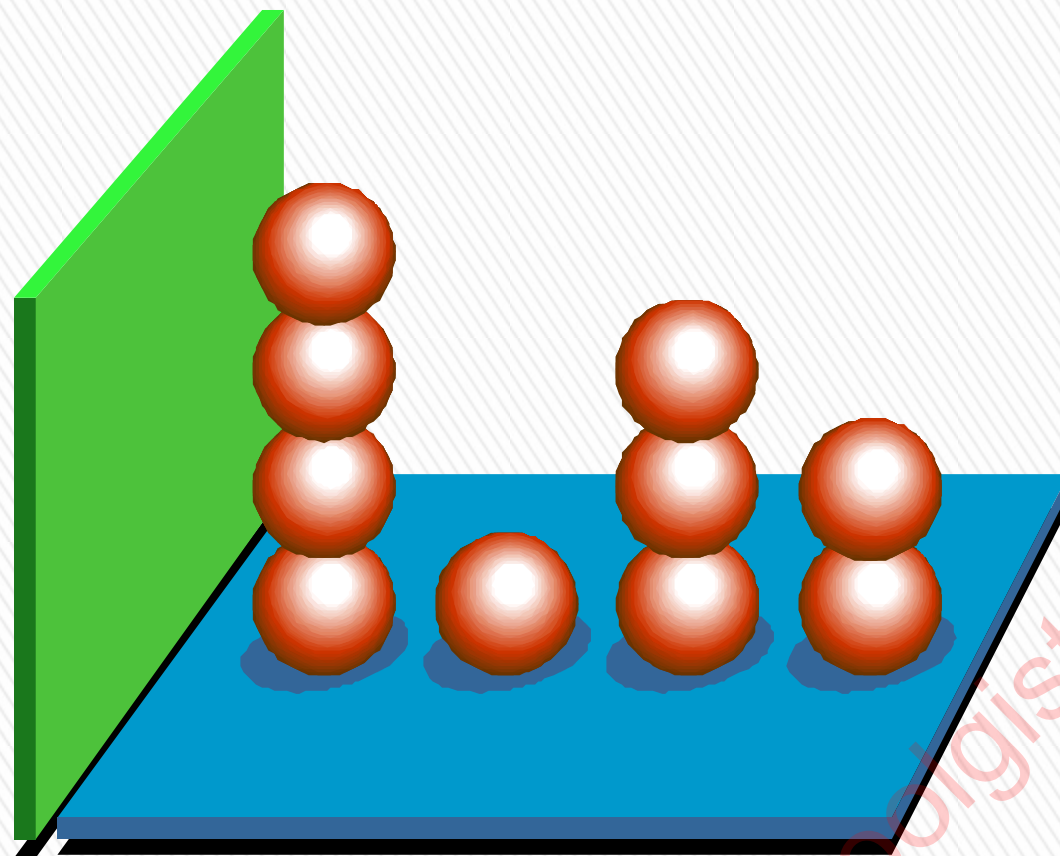
S/N	INSTITUTION	QUOTA	NO. ADMITTED
1	Heritage Polytechnic, Ikot Udota, Akwa Ibom State	800	310
2	Best Solution Polytechnic, Akure, Ondo State.	253	292
3	Our Saviour Institute Of Science And Technology (Polytechnic) Enugu, Enugu State	320	277
4	Ibadan City Polytechnic, Ibadan, Oyo State	260	251
5	Igbajo Polytechnic, Igbajo, Osun State	360	233
6	Dorben Polytechnic, Bwari-garam Road, Fct-abuja	690	159
7	Lens Polytechnic, Offa, Kwara State.	240	146
8	The Polytechnic, Ile-ife, Osun State	270	125
9	Crown Polytechnics, Odo Ado-ekiti, Ekiti State	650	123
10	Nigerian Institute of Journalism, Ikeja, Lagos State	88	83



2017 UTME ADMISSION INTO PRIVATE MONOTECHNICS



S/N	INSTITUTION	QUOTA	NO. ADMITTED
1	Millennium College Of Health Technology, Akure, Ondo State	150	18
2	Wavecrest College Of Catering & Hospitality Management, Lagos State	60	18



**2017 UTME ADMISSION INTO PRIVATE
COLLEGES OF EDUCATION (FIRST 10)**

S/N	INSTITUTION	QUOTA	NO. ADMITTED
1	Aminu Kano College Of Islamic And Legal Studies, Kano	1100	601
2	Arabic And Islamic College Of Education, Potiskum, Yobe State	1300	276
3	Hill College Of Education, Gwanji, Akwanga	1480	246
4	Oswald Waller College Of Education, Shendam	2700	74
5	Yusuf Bala Usman College Of Legal And General Studies, Daura, Katsina State	950	69
6	Institute Of Ecumenical Education, Thinker Corner, Enugu, Enugu State	2350	54
7	The College Of Education, Nsukka, Enugu State	1110	23
8	African Thinkers Community Of Inquiry College Of Education, Enugu State	2900	18
9	St. Augustine College Of Education (Project Time), Yaba, Lagos State	1080	16
10	ECWA College Of Education, Igbaja, Kwara State	1000	15

SUMMARY OF ADMISSION

(2008 – 2017)



YEAR	2008	2009	2010	2011	2012	2013	2014	2015	2016	2017
NUMBER ADMITTED	361,805	409,888	479,539	468,448	497,427	513,207	467,074	522,856	560,925	566,641

Excluding:

- National Open University of Nigeria (over 16,000 for 2017 alone)
- Part-time (at least 50% of Full-time)
- Sandwich (10% of Part-time)
- Distance Learning (0.05% of Part-time)

2010-2017 ADMISSION STATISTICS

NIGERIA Vs GHANA

COUNTRY	POPULATION	NUMBER OF HEIs	2010	2011	2012	2013	2014	2015	2016	2017
NIGERIA	186 Million	662 (excludes 214 Nursing Colleges and over 100 other Allied Tertiary Institutions not in any way captured)	444,165	442,269	446,706	513,207	467,074	522,856	560,925	566,641
GHANA	28.21 Million	171 (includes Nursing Colleges)	203,376	266,123	283,506	389,897	N/A	422,122	443,978	N/A

Source: NIGERIA - Joint Admissions and Matriculation Board (JAMB)

GHANA - National Accreditation Board (NAB) + National Council for Tertiary Education (NCTE)



CLAIMS AND FACTS

Our findings.....

ampuses

Six-time UTML failure graduated with first class

The Department of Education (DoE) has announced that a student who had failed the UTML six times has graduated with first class. The student, who is a member of the Department of Education, has been awarded a first class degree for his outstanding performance in the UTML. The student, who is a member of the Department of Education, has been awarded a first class degree for his outstanding performance in the UTML. The student, who is a member of the Department of Education, has been awarded a first class degree for his outstanding performance in the UTML.

www.myschoolgist.com



1. 6 times UTME ‘Failure’, Graduated with 1st Class, UDUS



Year of Application	Score	Institution of Choice	Course Applied	Finding	FACTS
2007	240	University of Jos	Medicine & Surgery	Admitted but not registerable	O' level requirement deficient
2008	244	Benue State University	Medicine & Surgery	Not admitted ??	Benue State University yet to reply
2009	219	Ahmadu Bello University	Medicine & Surgery	Not admitted	Scored below programme Minimum UTME score and rigid
2011	264	Ahmadu Bello University	Medicine & Surgery	Not admitted	Scored below programme Minimum UTME score and rigid
2012	240	Ahmadu Bello University	Pharmacy	Not admitted	Scored below programme Minimum UTME score and rigid
2013	245	Usmanu Danfodio University	Medicine & Surgery	Admitted to Applied Chemistry	Not Rigid and graduated with 1 st Class

Rahma's Date with Destiny

-Meet BUK's Overall Best Graduated ...

On Thursday, April 17th, 2020 Nigeria University, Kano held its 34th Commencement ceremony in a grand style as efforts to minimise COVID students across the universities, faculties and schools graduated. The ceremony, this year was unique in many fold. Firstly, it recorded the highest number of graduates per single session. Secondly, female graduates took the upper hand in the first class category and finally last but not

least, it was a joyous occasion, and it may happen that you love a girl who is just your girl, Allah knows, you know it. (Quran chapter 2 verse 174)

It was a joyous occasion, as the ceremony was the annual event in which the school gathering that produced nearly 10,000 graduates from undergraduate and post graduate level of which no fewer than 10,000 were graduates with First class honours degree. They all were a big that waiting of celebration.

Especially, female students featured prominently among the best graduates, this has undoubtedly raised the hopes for a brighter future in the post-graduate education in the country in general and the Northern states of Nigeria, in particular, which had been a cause for concern.

During the commencement, a 24 year old Rahma Malibu Kabi's from Kano State emerged as the overall best graduating student for the 2019/2020 session. She passed out with an astounding 8.17 Cumulative Grade Point Average (CGPA) a feat which only the gifted can attain.

Young Rahma, a Boko Haram University's through her, was born and brought up in BUK, staff quarters. She attended the University's staff school from nursery through primary and secondary. She started her education at the age of 4 when in 1998 was enrolled into the BUK, staff nursery school. Two years after, she shifted to primary school at the age of six. Surprisingly, the young Rahma began to show signs of exceptional brilliance right from her primary school days.

Speaking to our reporter shortly after receiving her awards, she explained that as the normal school



Ms. Rahma Malibu Kabi's, the overall best graduated student for the 2019/2020 session.

importantly, the event recorded the highest number of first class graduates as well as largest PhD graduates ever in the history of the University.

The narration of Rahma Malibu Kabi's is what attracted the attention of many people that attended the ceremony. There was indeed a reason of triumph, personal goals well above all others. She was good, smart, which is in line with the curriculum in which Allah's will revealed that it may happen that you have a thing

2. BUK Overall Best Graduand:



Facts

The Candidate applied to study Medicine & Surgery in 2010 with score of **143** but not admitted

Applied to study Microbiology in 2012 with score of **188** but admitted to Botany

- ✓ There were other candidates who scored higher in UTME when the candidate was admitted and were considered for admission before the candidate
- ✓ **There is need to have multi-level of assessment in arriving at cut-off marks for consideration of admission**
- ✓ **Came out best with 1st**

3. Claim by a Candidate of Wrong Name Generated on Change of Admission Letter Application



Facts

- ✓ The candidate went to cyber café to process change of Admission letter to LASU from Adeniran Ogun Sanyan College of Education
 - ✓ Claimed that the name generated on the application isn't correct, JAMB should change the name on the completed form
- ✓ The candidate went to cyber café to create profile which is only possible at accredited JAMB CBT Centres only
 - ✓ When it was not possible, the candidate decided to use her friend's existing profile to login & pay for the service
 - ✓ Her friend's name then appeared on the completed form
 - ✓ The name would not be changed because all profile details are tied to individual candidates which is not transferrable

4. Notice of Strange Name in UTME Result

Facts

- ✓ The father of the candidate requested for change of a strange name in his daughter's UTME result
 - ✓ He claimed that the Registration details are that of his daughter but result slip bears that of another candidate
- ✓ **The candidate registered on a resold ePIN that is not transferrable**
 - ✓ **The details used to procure the ePIN cannot be changed**
 - ✓ **The Registration Slip that bears the candidate's details was faked (details super-imposed) at a Cybe café in Umuahia**

5. SUBSTITUTION OF CANDIDATE'S NAME



Facts

EMMANUEL Vs ABDULBASIT

A Vice-Chancellor wrote to allege that a candidate from ABU, Zaria took over both the score and other details of another candidate from OAU, Ile-Ife and thereby prevented him from being admitted by OAU

- ✓ It was a mix up at the two (2) candidates' level due to misuse and careless exposure of passwords of e-mail box and profile which has no effect on the data and process of both JAMB and the two institutions
- ✓ The candidate's details are intact both on the JAMB Desk and at OUA, Ile-Ife
- ✓ The candidate was not recommended for admission in OAU, Ile-Ife to study International Relations because he was deficient in Mathematics at O' level as uploaded to CAPS by the candidate and did not sit for it in the 2017 UTME
- ✓ OAU recently recommended the candidate for History (without a credit pass in Mathematics) Course (into which he has changed) and it was promptly approved

Let us be conscious of making allegations that can not be substantiated

Weighty allegations should be thoroughly investigated to avoid misleading the Public

We are now tracking best graduating students in every institution viz-a-viz their UTME score



2018 UTME REGISTRATION

1. Profile Creation From Home



**Unique identifier was
Cellphone number
including e-mail**



**It ties any PIN vended to a
candidate's telephone number
and:**

prevents theft of ePINs

**prevents malicious use of
ePIN**

**enhances security of the
sales process**

ensures accountability

**Removal of Error in
Name-Writing**

REGISTRATION PROCESS: A reminder

Profile Creation from Home by Candidates Using Cellphones - Text (SMS)



1. Sends his/her Surname, First Name & Middle Name (where applicable). This was maximum of 38 characters + 2 spaces between names = 40 characters in all to JAMB short code of **55019**
2. One cell number (mobile number) can be used by one candidate only
3. A profile code of 10 characters was received by the candidate on the same Cellphone number which was used to procure the ePIN



PROFILE SELF HELP IN CASE OF MISTAKE / LOSS

To correct a mistake in candidate's name, resend a text message (from the registered number)

[CORRECT Surname Firstname Middlename] to
55019

To retrieve a lost profile code, resend a text message (from the registered number)
[RESEND] to 55019

Payment & Registration Flow



EXPANDED JAMB ePIN SELLING POINTS



- ✓ **Participating Banks**
- ✓ **Mobile Money Operators including eTranzact (Paga, Cellulant, Teasy Mobile e.t.c.)**
- ✓ **Registered Microfinance Banks – (Ifesowapo, Regent, FUDMFB, Welfare MFB)**
- ✓ **Online Payment – Remita & Interswitch (Switches)**
- ✓ **POS (Citi-Serve)**
- ✓ **ATM (Interswitch)**
- ✓ **USSD (NIBSS & ERCAS) – for mobile banking**

**ALL INCLUSIVENESS: Reduction
of Application fee for Foreign
Candidates**

**For the purpose
of international
best practice
and standard**

Application fee
for foreign
candidates was
reduced from
\$150 to **\$20**

This
attracted
**more foreign
candidates**
who applied
to Nigeria
Tertiary
Institutions

This was because of
JAMB clarion call to
all stakeholders

to make the
conduct of
public
examination
better

WHO CAN SIT FOR UTME IN A FOREIGN CENTRE?

- ✓ A non-Nigerian
- ✓ A Nigerian who is a product of a foreign Secondary School system
- ✓ A Nigerian who is a confirmed resident in a foreign country (**6 month-stay** at the minimum)



.....foreign candidates must fulfil one of the conditions above



**AWAITING RESULT
CANDIDATES**

Our Stand



**JAMB
allowed
Awaiting
Result
Candidates
to register
and to sit
for the 2018
UTME**

**These candidates would not be
considered for admission on
awaiting result status**

**They must upload their O' level results on the
Board's portal before the commencement of
admission exercise**

**Their O' level results form a crucial
part of their registration requirements**

**The Mathematics and English
Language myth for the Humanities**



STATISTICAL REPORTS

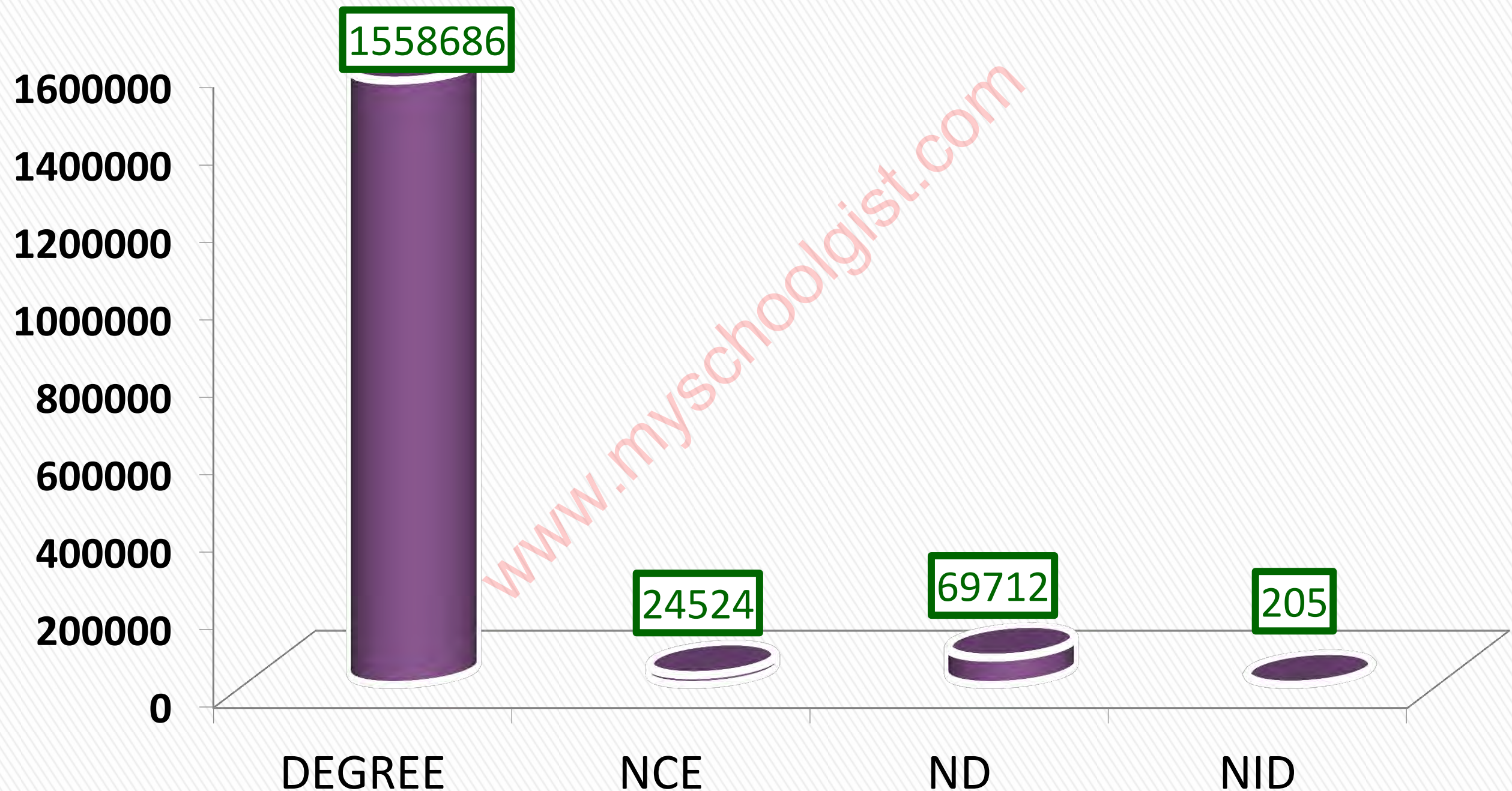
on

2018 UTME APPLICATIONS

2018 Vs 2017 UTME APPLICATIONS BY FIRST (1ST) CHOICE PREFERENCE

PREFERENCE	2017		2018	
	TOTAL APPLICATIONS	PERCENTAGE (%)	TOTAL APPLICATIONS	PERCENTAGE (%)
DEGREE	1,687,551	97.97	1,558,686	94.29
NCE	17,338	1.01	24,524	1.48
ND	17,309	1.01	69,712	4.22
NID	38	0.02	205	0.01
TOTAL	1,722,236	100	1,653,127	100

GRAPHICAL PRESENTATION OF 2018 APPLICATIONS STATISTICS OF INSTITUTIONS BY 1ST CHOICE PREFERENCE



2018 UTME APPLICATION STATISTICS BY STATES OF ORIGIN/RANKING



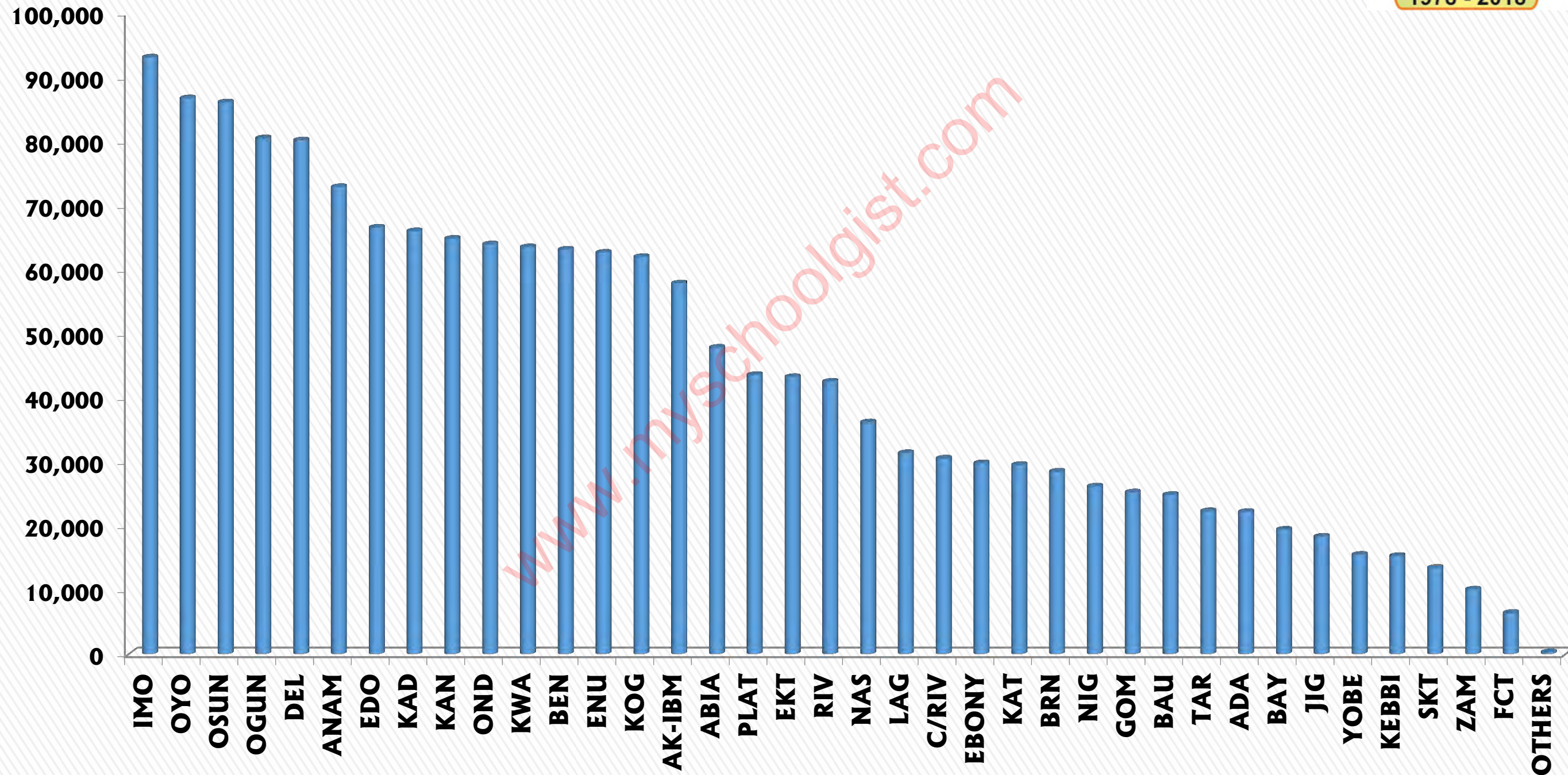
S/N	STATE	TOTAL	PERCENTAGE (%)
1	IMO	93,048	5.63
2	OYO	86,687	5.24
3	OSUN	86,065	5.21
4	OGUN	80,453	4.87
5	DELTA	80,131	4.85
6	ANAMBRA	72,871	4.41
7	EDO	66,552	4.03
8	KADUNA	65,992	3.99
9	KANO	64,818	3.92
10	ONDO	63,950	3.87
11	KWARA	63,497	3.84
12	BENUE	63,116	3.82
13	ENUGU	62,639	3.79
14	KOGI	61,975	3.75
15	AKWA IBOM	57,857	3.5
16	ABIA	47,848	2.89
17	PLATEAU	43,601	2.64
18	EKITI	43,280	2.62
19	RIVERS	42,560	2.57

APPLICATION BY STATES OF ORIGIN CONT'D

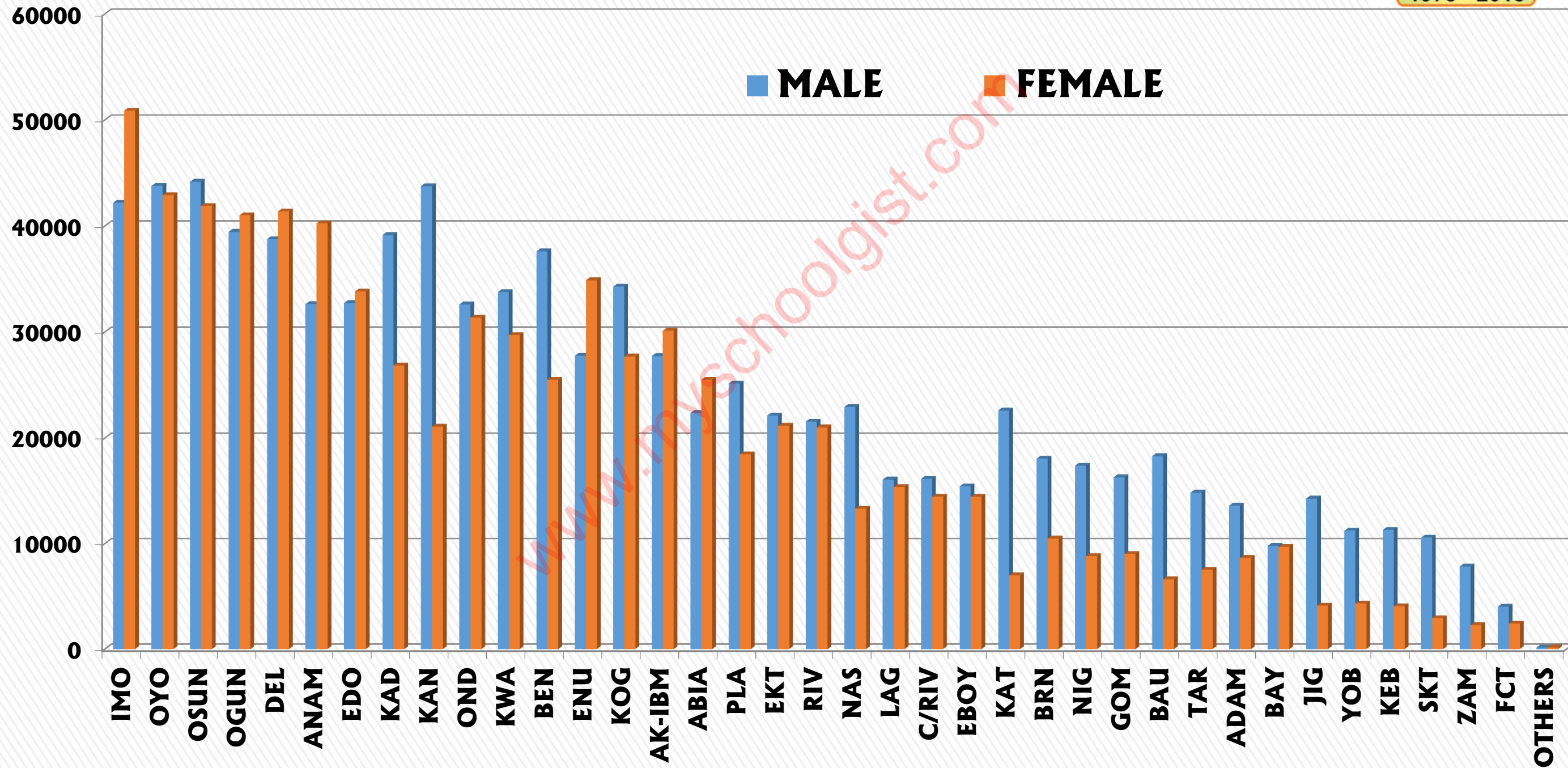


S/N	STATE	TOTAL	PERCENTAGE (%)
20	NASARAWA	36,225	2.19
21	LAGOS	31,437	1.9
22	CROSS RIVER	30,584	1.85
23	EBONYI	29,842	1.81
24	KATSINA	29,582	1.79
25	BORNO	28,536	1.73
26	NIGER	26,208	1.59
27	GOMBE	25,295	1.53
28	BAUCHI	24,902	1.51
29	TARABA	22,354	1.35
30	ADAMAWA	22,223	1.34
31	BAYELSA	19,451	1.18
32	JIGAWA	18,365	1.11
33	YOBE	15,536	0.94
34	KEBBI	15,341	0.93
35	SOKOTO	13,493	0.82
36	ZAMFARA	10,090	0.61
37	FCT	6,438	0.39
38	OTHERS	285	0.02

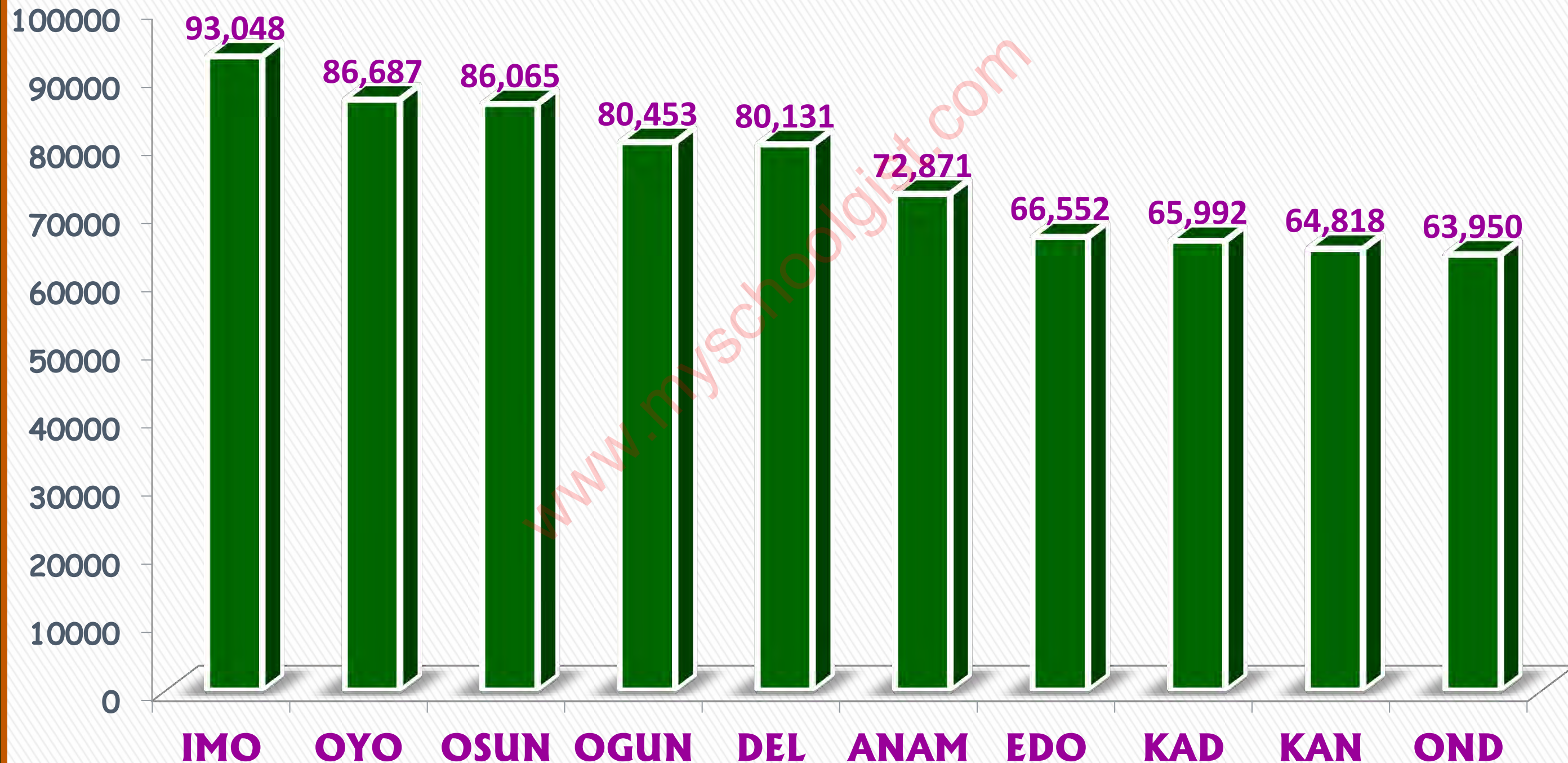
GRAPHICAL REPRESENTATION OF 2018 UTME APPLICATION STATISTICS BY STATES OF ORIGIN



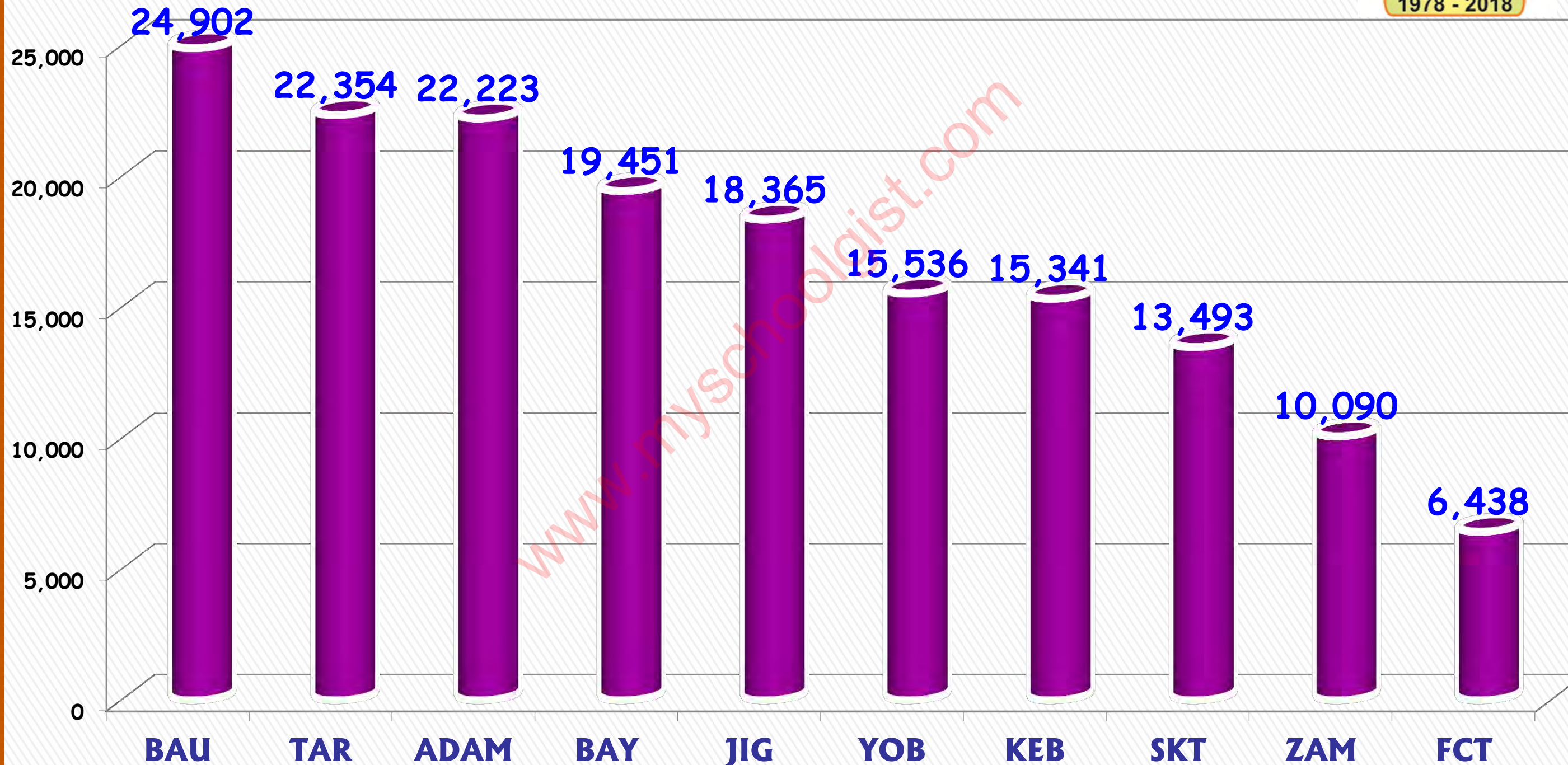
GRAPHICAL REPRESENTATION OF 2018 UTME APPLICATION STATISTICS BY STATES OF ORIGIN & GENDER



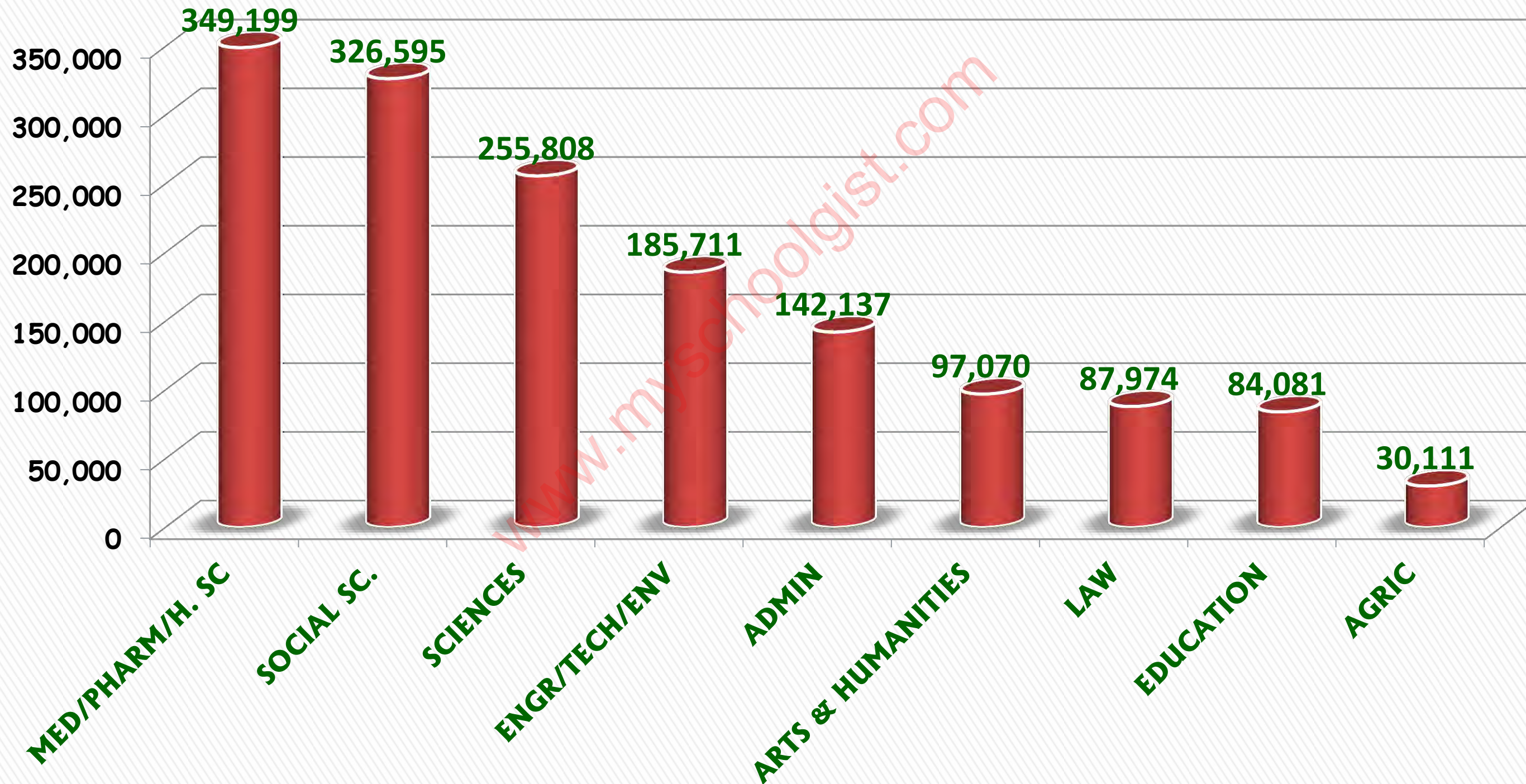
2018 UTME APPLICATION STATISTICS BY STATES OF ORIGIN AND FCT (TOP TEN)



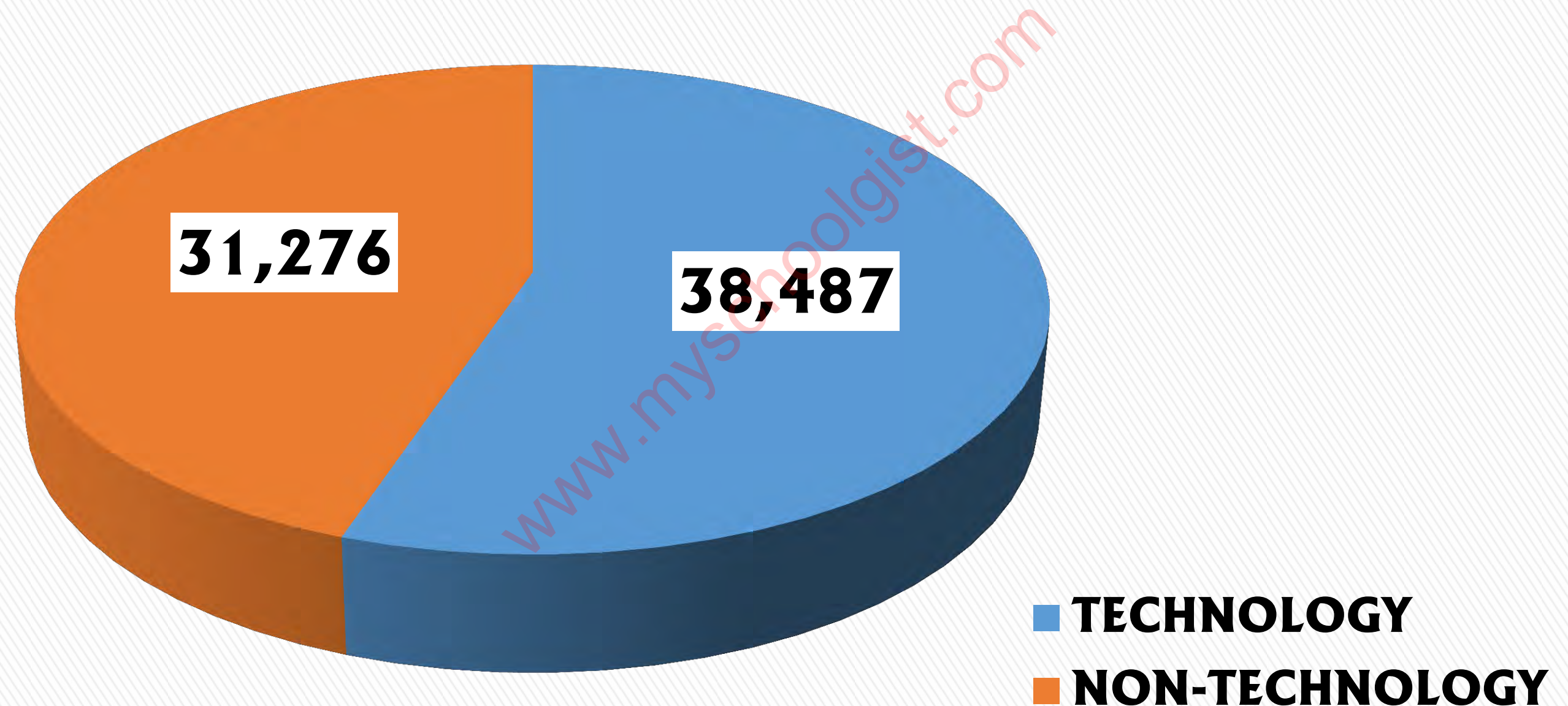
2018 UTME APPLICATION STATISTICS BY STATES OF ORIGIN AND FCT (LOWEST TEN)



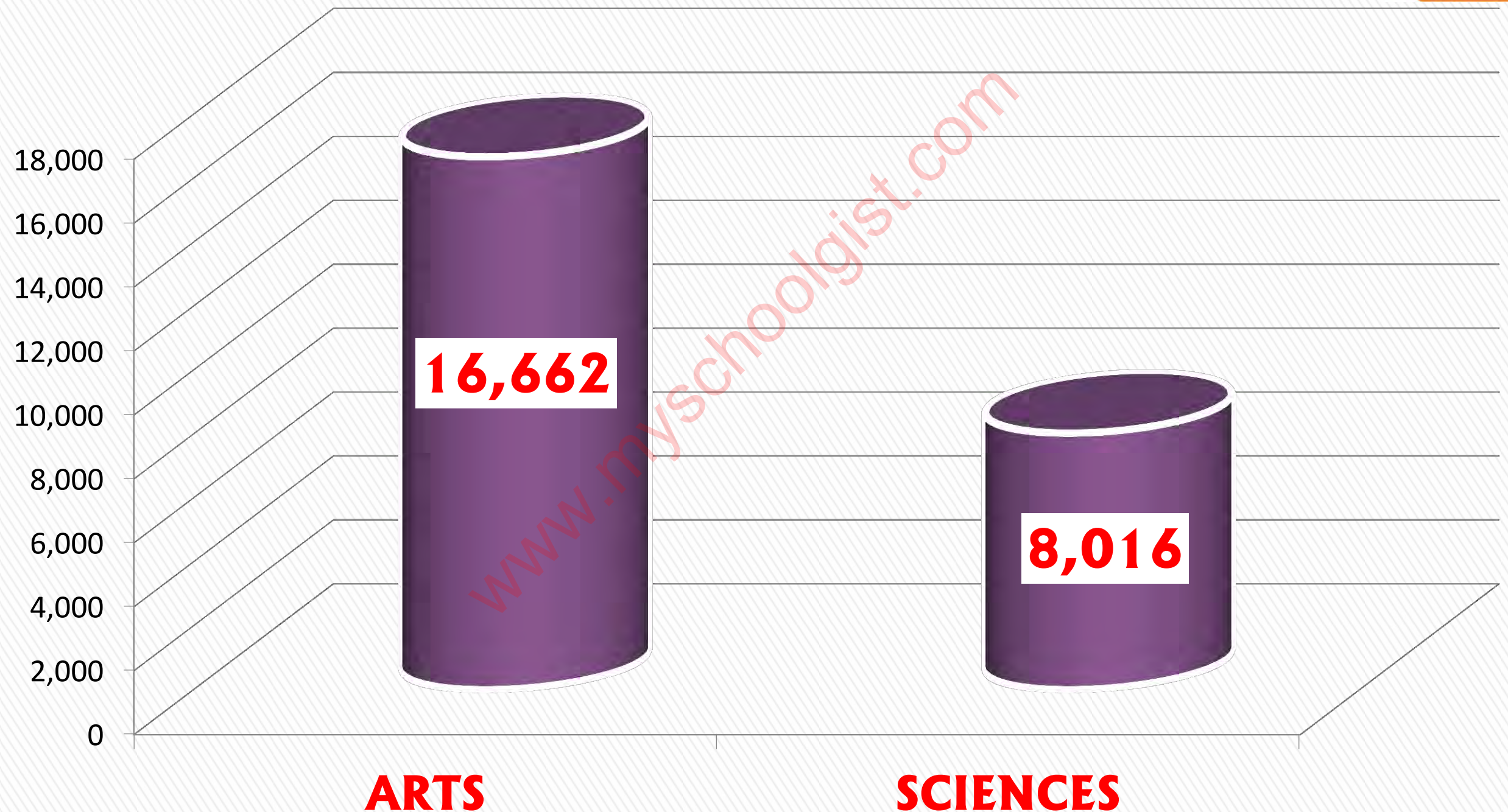
2018 UTME APPLICATION STATISTICS BY FACULTY (DEGREE)



**2018 UTME APPLICATION STATISTICS BY
TECHNOLOGY AND NON-TECHNOLOGY BASED COURSES
(POLYTECHNICS/MONOTECHNICS/IEI's) – FIRST CHOICE**



2018 UTME APPLICATION STATISTICS BY SCIENCE AND ARTS BASED COURSES (COLLEGES OF EDUCATION): FIRST CHOICE



2018 UTME APPLICATION STATISTICS BY INSTITUTION

TOP TEN INSTITUTIONS –

(ALL UNIVERSITIES) – FIRST CHOICE



2018 POSITION	INSTITUTIONS	TOTAL NUMBER OF APPLICATIONS	PERCENTAGE (%)	2017 POSITION	2016 POSITION
1 ST	University of Ilorin, Ilorin, Kwara State	86,401	5.23	1 st	1 ST
2 ND	Ahmadu Bello University, Zaria, Kaduna State	74,635	4.51	2 ND	3 RD
3 RD	University of Benin, Benin City, Edo State	70,322	4.25	3 RD	2 ND
4 TH	University of Nigeria Nsukka, Enugu State	66,486	4.02	4 th	4 TH
5 TH	University of Lagos, Lagos State	62,436	3.78	5 th	7 TH
6 RD	Bayero University, Kano, Kano State	56,261	3.40	6 th	5 TH
7 TH	Obafemi Awolowo University, Ile-ife, Osun State	48,646	2.94	9 th	9 TH
8 TH	Nnamdi Azikiwe University, Awka, Anambra State	48,554	2.94	8 th	6 th
9 TH	University of Ibadan, Ibadan, Oyo State	47,544	2.88	7 th	8 TH
10 TH	University of Jos, Jos, Plateau State	46,082	2.79	10 th	10 th

2018 UTME APPLICATION STATISTICS BY INSTITUTION

TOP TEN INSTITUTIONS-

(ALL COLLEGES OF EDUCATION) - FIRST CHOICE



2018 POSITION	INSTITUTIONS	TOTAL NUMBER OF APPLICATIONS	PERCENTAGE (%)	2017 POSITION	2016 POSITION
1 ST	Federal College of Education, Zaria	2,836	0.17	1 st	1 st
2 ND	Federal College of Education (Tech.), Potiskum	2,244	0.14	2 nd	3 RD
3 RD	College of Education, Akwanga	1,950	0.12	3 rd	5 TH
4 TH	Aminu Saleh College of Education, Azare	1,652	0.10	5 th	2 nd
5 TH	Federal College of Education, Kano	1,559	0.09	10 th	10 th
6 TH	Federal College of Education (Tech.), Gombe	1,453	0.09	4 th	6 th
7 TH	College of Education, Gidan-Waya	1,303	0.08	NOT IN TOP TEN	4 th
8 TH	College of Education, Waka-Biu	1,022	0.06	6 th	7 TH
9 TH	Isa Kaita College of Education, Dutsinma	968	0.06	NOT IN TOP TEN	NOT IN TOP TEN
10 TH	FCT College of Education, Zuba	945	0.06	NOT IN TOP TEN	8 TH

2018 UTME APPLICATION STATISTICS BY INSTITUTION

TOP TEN INSTITUTIONS- (ALL POLYTECHNICS/MONOTECHNICS) – FIRST CHOICE



2018 POSITION	INSTITUTIONS	TOTAL NUMBER OF APPLICATIONS	PERCENTAGE (%)	2017 POSITION	2016 POSITION
1 ST	Yaba College of Technology, Yaba	5,275	0.32	Not in Top Ten	Not in Top Ten
2 ND	Federal Polytechnic, Ilaro	5,258	0.32	1 ST	2 nd
3 RD	Federal Polytechnic, Offa	4,456	0.27	2 nd	1 st
4 TH	The Polytechnic, Ibadan	4,075	0.25	Not in Top Ten	Not in Top Ten
5 TH	Federal Polytechnic, Ede	4,047	0.24	4 th	3 rd
6 TH	Kaduna Polytechnic, Kaduna	3,922	0.24	3 rd	4 TH
7 TH	Lagos State Poly, Ikorodu	3,629	0.22	Not in Top Ten	Not in Top Ten
8 TH	Kwara State Polytechnic, Ilorin	3,041	0.18	6 TH	7 th
9 TH	Federal Polytechnic, Oko	2,781	0.17	Not in Top Ten	Not in Top Ten
10 TH	Federal Polytechnic, Nekede	2,529	0.15	9 TH	Not in Top Ten

2018 UTME APPLICATION STATISTICS BY INSTITUTION

TOP TEN INSTITUTIONS-

(INNOVATION ENTERPRISE INSTITUTION- IEIs) – FIRST CHOICE



S/N	INSTITUTIONS	TOTAL NUMBER OF APPLICATIONS
1	Pefti Film Institute, Lagos, Lagos State	26
2	Global Maritime Academy, Ogoni-olomu, Ughelli South, Delta State	25
3	Conarina Maritime Academy, Oria, Abraka, Delta State	24
4	Unicem Community. Dev. Initiative Train. Inst. Mfamosing, Cross River State	21
5	Complete Computers And Tech Institute, 11 Adesuwa Grammar Sch Rd, Gra, Benin	18
6	Mario Institue Of Hospitality Mgt And Entrepreneurship Educ. Nsukka, Enugu State	15
7	National Film Institute, Jos, Plateau State	13
8	Nigerian Television Authority, Television College, Ray Field, Jos, Plateau State	10
9	Ibrahim Shehu Shema Ict And Business Institute, Katsina, Katsina State	9
10	Digital Bridge Institute, Oshodi, Lagos State	5



2018 EXAMINATION

Mock Examination

2nd Series

**The Board
conducted the
2nd mock
examination on
Saturday, 24th
February, 2018**

**to identify problems that might
arise during the main
examinations**

**to test the new systems introduced
in deploying the CBT examination**

**to allow candidates familiarise
themselves with the new software
and test their level of
preparedness**

MAIN EXAMINATION



**The main
examination was
conducted
throughout the
Federation from**

Friday, 9th - Saturday, 17th March, 2018



Foreign Centres



**1st real-time CBT Exam deployed live from
JAMB HQ, Abuja**

Benin Republic

Cameroun

Cote D' Ivoire

Ethiopia

Ghana

Saudi Arabia

South Africa

United Kingdom

EXAMINATION MONITORING



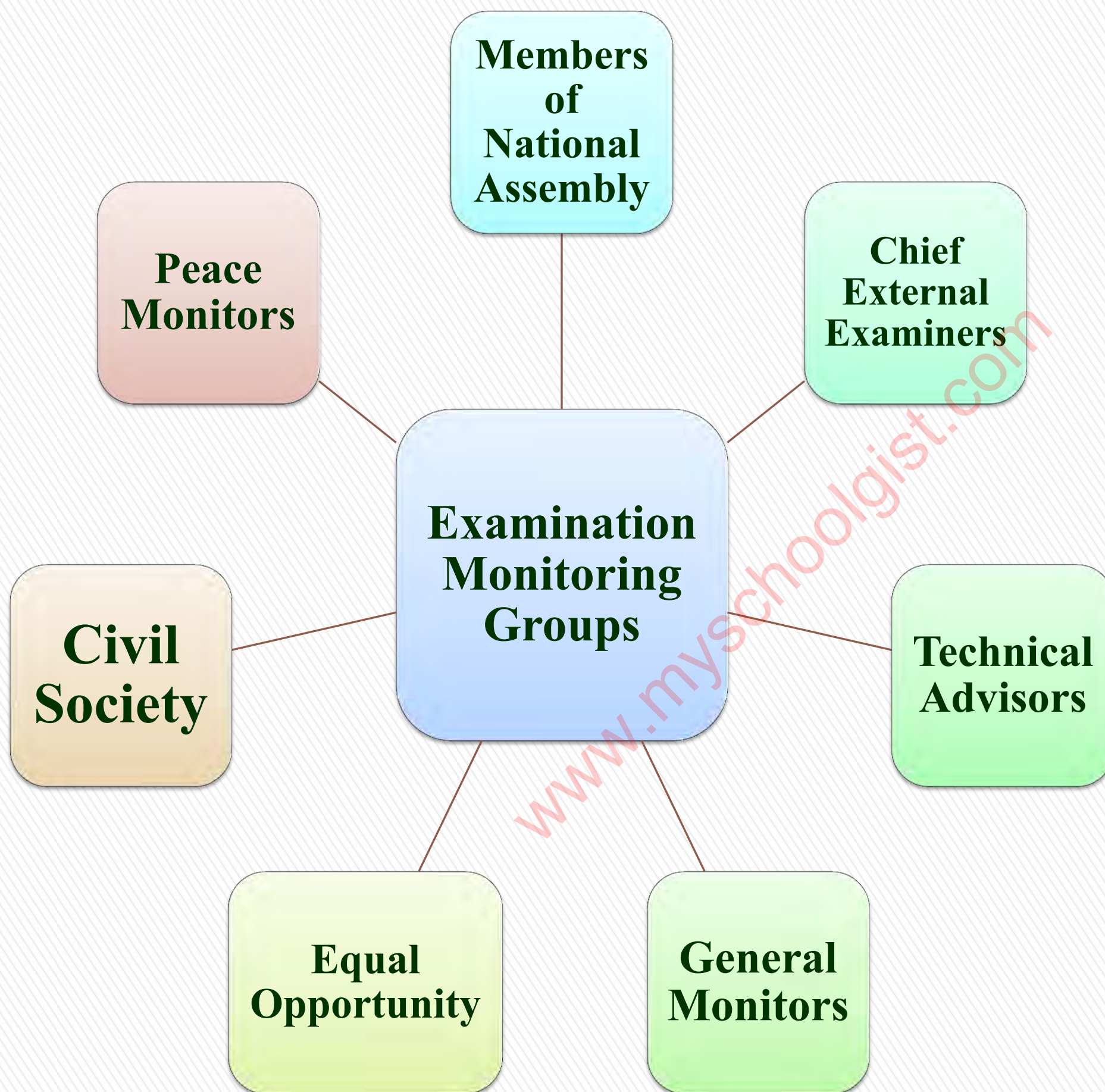
**ALL INCLUSIVENESS: Monitoring
System for the 2018 UTME**

**JAMB has no
university of its
own**

- It is our desire that all concerned should take the UTME as their own and make it a project

**The process and
product of the
examination do
end up in our
various tertiary
institutions**

- Let us be mindful of this process



for all your efforts, time and valuable contributions most especially commitment from our institutions

EXAMINATION MONITORING

ALL INCLUSIVENESS:

**Remote Network Monitoring of Computers in
CBT Centres**

THE PROBLEM



THE WAYOUT

Deliberate movement of candidates from one computer to the other during the examination to indulge in examination malpractice

- ✓ We installed a software during accreditation on all the computers to be used by the CBT centres during the examination
- ✓ This allowed us to monitor all activities going at the centre on a real time basis

EXAMINATION MONITORING



ALL INCLUSIVENESS:
Use of 9 Keys

THE PROBLEM

From the general feedback on the adoption of the 8 Keys, we have noted that some candidates claimed they mistakenly pressed letter **[S]** twice and that ended their session



THE SOLUTION

To ensure equity and level playground for all candidates taking the UTME, the Board designed a system that allows candidate to confirm that he/she actually intends to submit and end session by the introduction of the ninth (**9th**) **key** without the use of the mouse

The 9 Keys



A, B, C, D

Candidates press
the letters **A,B,C,D**
for responses
(answers) to
questions

P, N, S, R, Y

P = Previous question

N = Next question

S = Submit responses
when candidate has finished
examination

R = Reverse (do not intend to go
further to submit again)

Y = **To confirm submission (intend
to go further to submit again
after pressing S)**



**ALL INCLUSIVENESS:
EQUAL DISTRIBUTION OF
CANDIDATES TO CENTRES**

**The Board standardised
the CBT centres in
terms of carrying
capacity of 250**

**Candidates were distributed
evenly to all centres in each
examination town without
any discrimination**



**The
examination
Schedule,
Timetable and
Sessions were
designed,
streamlined
and
synchronised**

**The
examination
started and
ended the same
day within
each
Examination
Town**



ALL INCLUSIVENESS: BLIND CANDIDATES

Many of them have not been exposed to the relevant technology in their various schools

What we did...



**We appealed to some
universities and
other tertiary
institutions to admit
all the blind
candidates that met
the minimum
requirement for
admission in the
2017 UTME**

Appreciation



**We thank the
Vice-Chancellors
and Provosts who
graciously partnered
with us to admit the
blind candidates into
their institutions**



BLIND CANDIDATES for 2018 UTME



**An abridged
approach was used**

All prospective blind
candidates were invited
to **5 centres** in the
country for special
assessment

**They were assessed in
their subjects of choice
that are relevant to their
desired programmes**

**The Board reached
out to Academics and
Counsellors in
Special Education
who handled this
special assessment
with each candidate**

A Quick Note



We will continue to support the centres with the necessary inputs that would make teaching, learning and assessment at the centres seamless

2018 UTME APPLICATION STATISTICS BY STATES OF EXAMINATION (STATES WHERE CANDIDATES SAT FOR THE EXAMINATION)



018

S/N	STATE	TOTAL	PERCENTAGE (%)	NO OF CBT CENTRE	PERCENTAGE
1	Lagos	234,627	14.19	73	12.25
2	Kaduna	91,489	5.53	34	5.70
3	Ogun	81,412	4.92	30	5.03
4	Kano	72,905	4.41	29	4.87
5	Nasarawa	56,334	3.41	24	4.03
6	Anambra	45,433	2.75	22	3.69
7	Fct	68,892	4.17	21	3.52
8	Abia	58,287	3.53	21	3.52
9	Kwara	58,218	3.52	20	3.36
10	Imo	46,694	2.82	20	3.36

2018 UTME APPLICATION STATISTICS BY STATES OF EXAMINATION

(STATES WHERE CANDIDATES SAT FOR THE EXAMINATION) Cont'd



S/N	STATE	TOTAL	PERCENTAGE (%)	NO OF CBT CENTRE	PERCENTAGE
11	Enugu	46,461	2.81	20	3.36
12	Oyo	68,103	4.12	19	3.19
13	Edo	55,998	3.39	19	3.19
14	Osun	49,927	3.02	19	3.19
15	Plateau	52,594	3.18	18	3.02
16	Delta	52,287	3.16	17	2.85
17	Gombe	23,155	1.40	13	2.18
18	Rivers	48,693	2.95	12	2.01
19	Benue	32,844	1.99	12	2.01
20	Niger	30,907	1.87	12	2.01
21	Katsina	25,894	1.57	12	2.01

2018 UTME APPLICATION STATISTICS BY STATES OF EXAMINATION

(STATES WHERE CANDIDATES SAT FOR THE EXAMINATION) Cont'd

S/N	STATE	TOTAL	PERCENTAGE (%)	NO OF CBT CENTRE	PERCENTAGE
22	Bayelsa	24,072	1.46	11	1.85
23	Ebonyi	15,831	0.96	11	1.85
24	Ondo	42,787	2.59	10	1.68
25	Akwa Ibom	34,606	2.09	10	1.68
26	Kogi	28,418	1.72	9	1.51
27	Borno	27,497	1.66	9	1.51
28	Ekiti	25,542	1.55	9	1.51
29	Bauchi	23,316	1.41	9	1.51
30	Cross River	26,330	1.59	8	1.34
31	Taraba	21,944	1.33	8	1.34

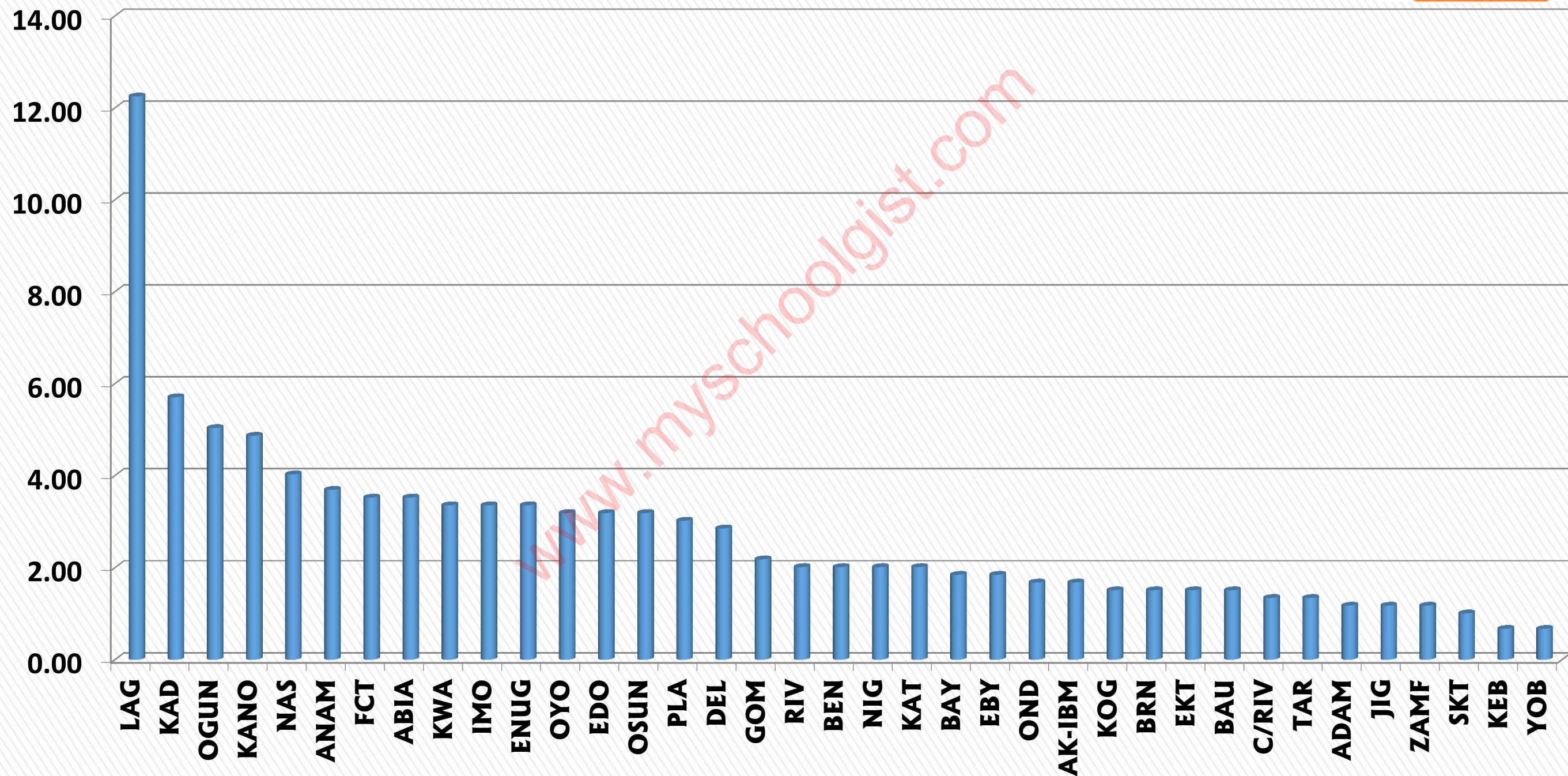
2018 UTME APPLICATION STATISTICS BY STATES OF EXAMINATION

(STATES WHERE CANDIDATES SAT FOR THE EXAMINATION) Cont'd

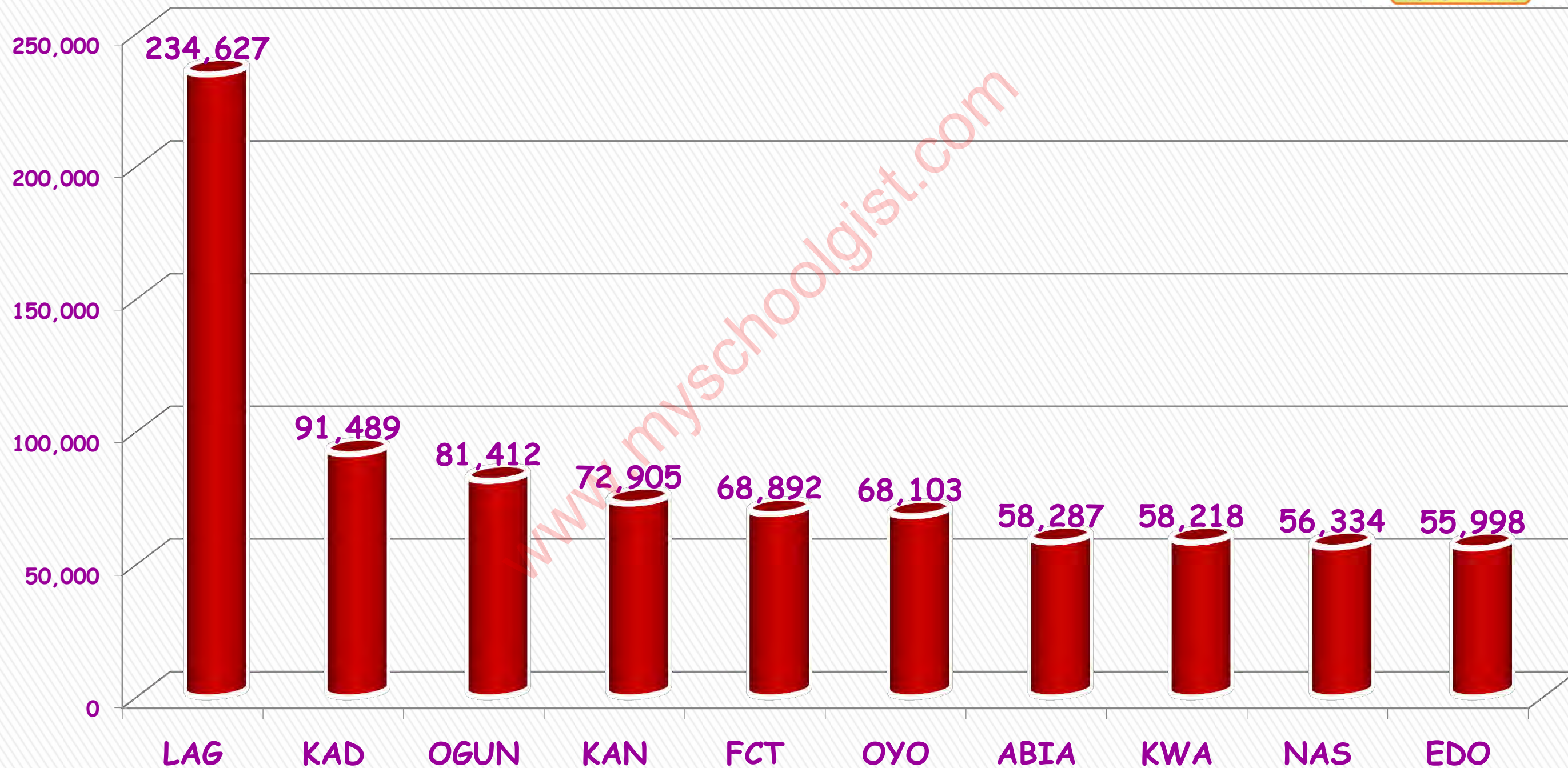
S/N	STATE	TOTAL	PERCENTAGE (%)	NO OF CBT CENTRE	PERCENTAGE
32	Adamawa	17,307	1.05	7	1.17
33	Jigawa	16,545	1.00	7	1.17
34	Zamfara	8,769	0.53	7	1.17
35	Sokoto	17,857	1.08	6	1.01
36	Kebbi	11,204	0.68	4	0.67
37	Yobe	9,647	0.58	4	0.67



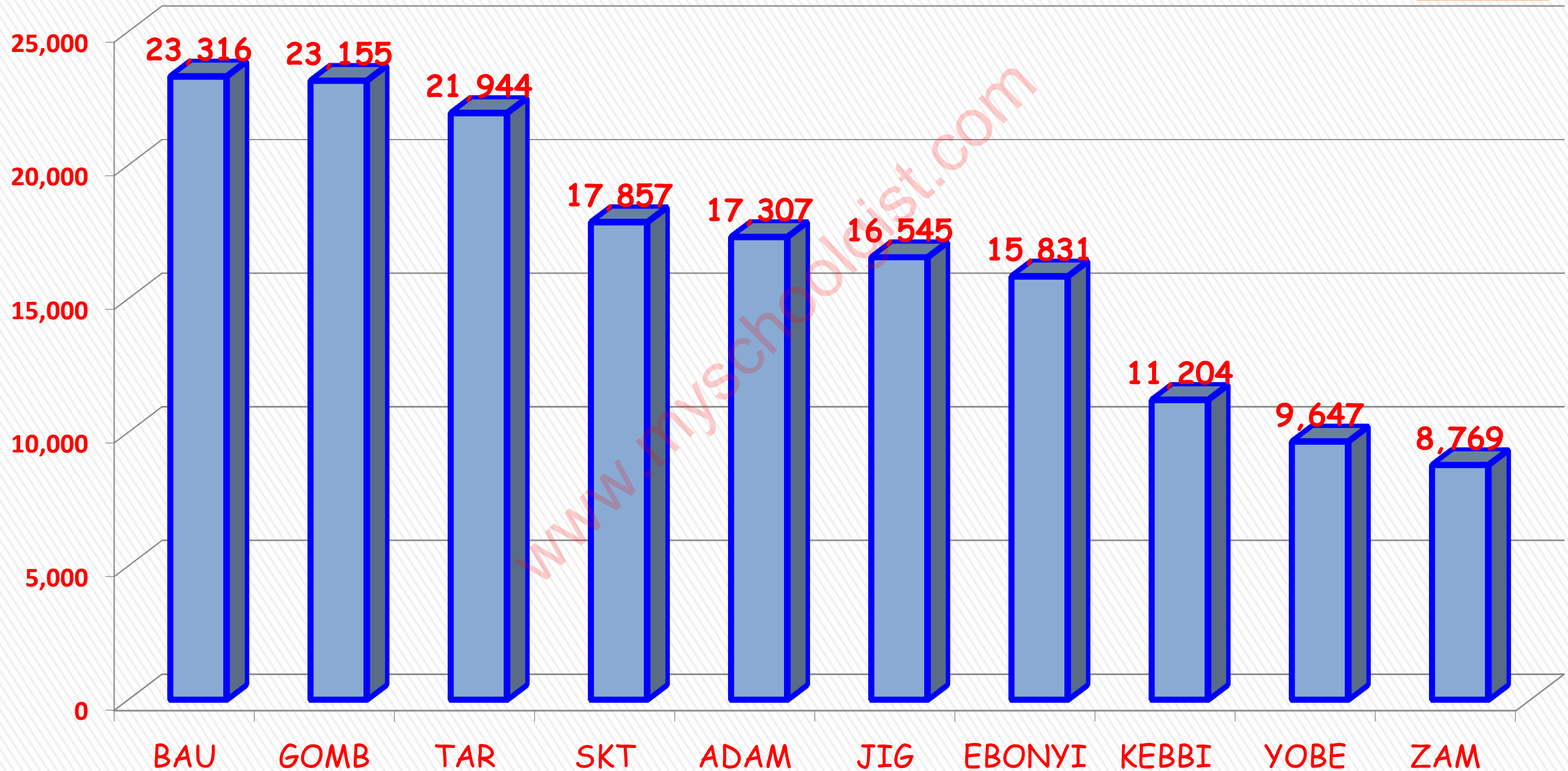
GRAHICAL REPRESENTATION OF 2018 UTME APPLICATION STATISTICS BY STATES OF EXAMINATION



2018 UTME APPLICATION STATISTICS BY STATES OF EXAMINATION (TOP TEN)



2018 UTME APPLICATION STATISTICS BY STATES OF EXAMINATION (LOWEST TEN)





2018 UTME RESULTS

STATISTICS ON UTME (2018 Vs 2017)



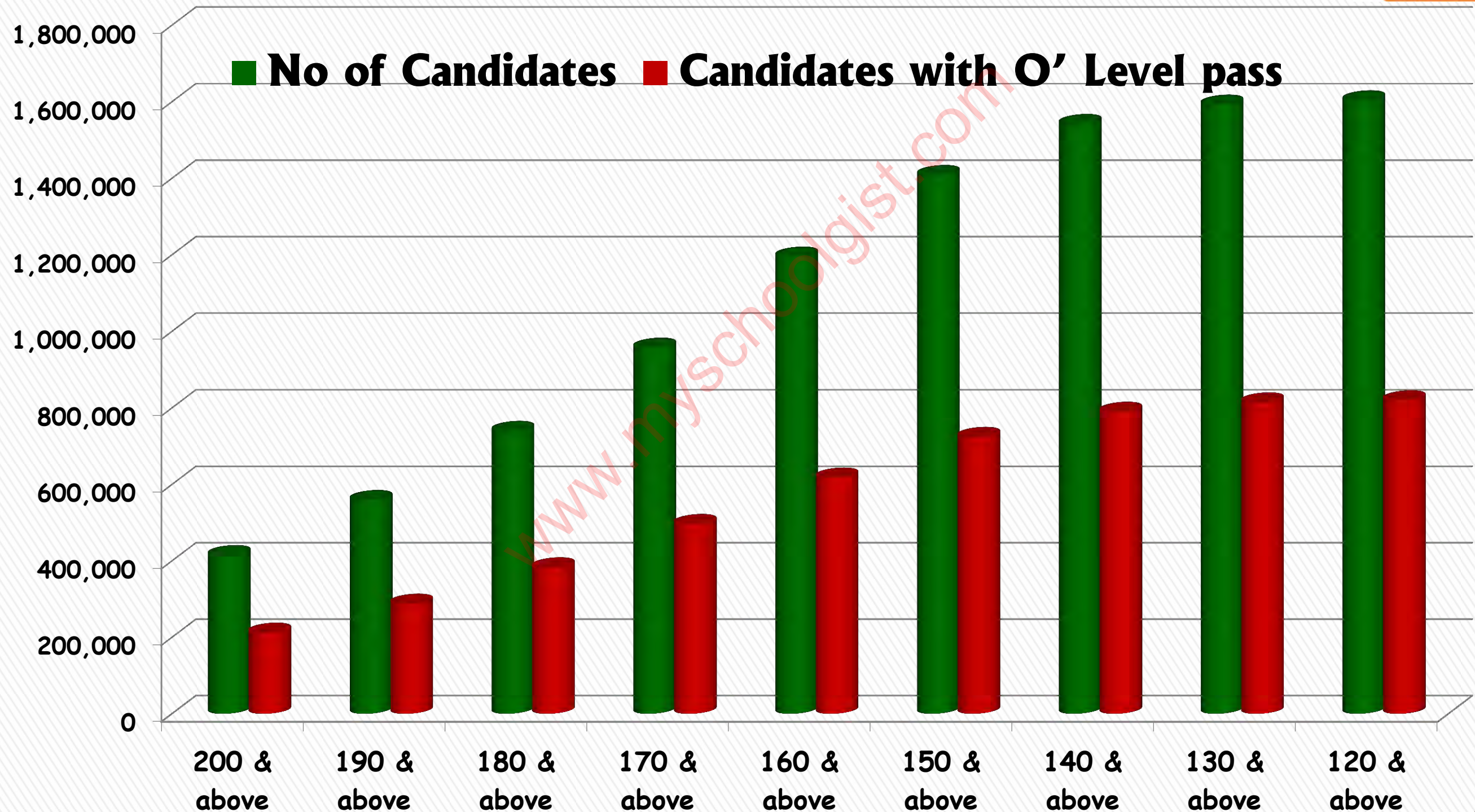
S/N	ITEM	2017 UTME	2018 UTME	PERCENTAGE DIFFERENCE (%)
A	Period of Registration	1 month	2 months	100.00
B	Number of Centres Used	642	598	-6.85
C	Total Number of Applications (Registration)	1,722,236	1,653,127	-4.01
D	Total Number of Candidates who sat for the Examination	1,692,230	1,615,611	-4.53
E	Results Processed	1,608,431	1,606,311	-0.13
F	Absentees	30,006	37,516	25.03
G	Visually impaired candidates	264	315	19.32
H	Total Number of Examination Malpractice Cases	2,508	280	-88.84

CUMMULATIVE UTME PERFORMANCE STATISTICS

2018 Vs 2017

S/ N	Cum. Range	2018				2017	
		No of Candidates	(%)	No of Candidates (With O' Level)	(%)	No of Candidates	Percentage (%)
1	200 & above	414,696	25.09	211,676	12.80	465,025	27.00
2	190 & above	558,673	33.79	287,467	17.39	615,880	35.76
3	180 & above	739,490	44.73	382,641	23.15	802,108	46.57
4	170 & above	956,937	57.89	496,035	30.01	1,024,527	59.49
5	160 & above	1,194,902	72.28	617,436	37.35	1,266,199	73.52
6	150 & above	1,408,111	85.18	723,773	43.78	1,419,083	82.40
7	140 & above	1,541,430	93.24	789,400	47.75	1,548,399	89.91
8	130 & above	1,591,900	96.30	813,920	49.24	1,596,276	92.69
9	120 & above	1,603,181	96.98	819,425	49.57	1,606,374	93.27

GRAPHICAL REPRESENTATION OF 2018 UTME CUMMULATIVE PERFORMANCE STATISTICS BY PERCENTAGE (%)





2018

ADMISSION

www.myschoolgist.com

CENTRAL ADMISSION PROCESSING SYSTEM (CAPS)

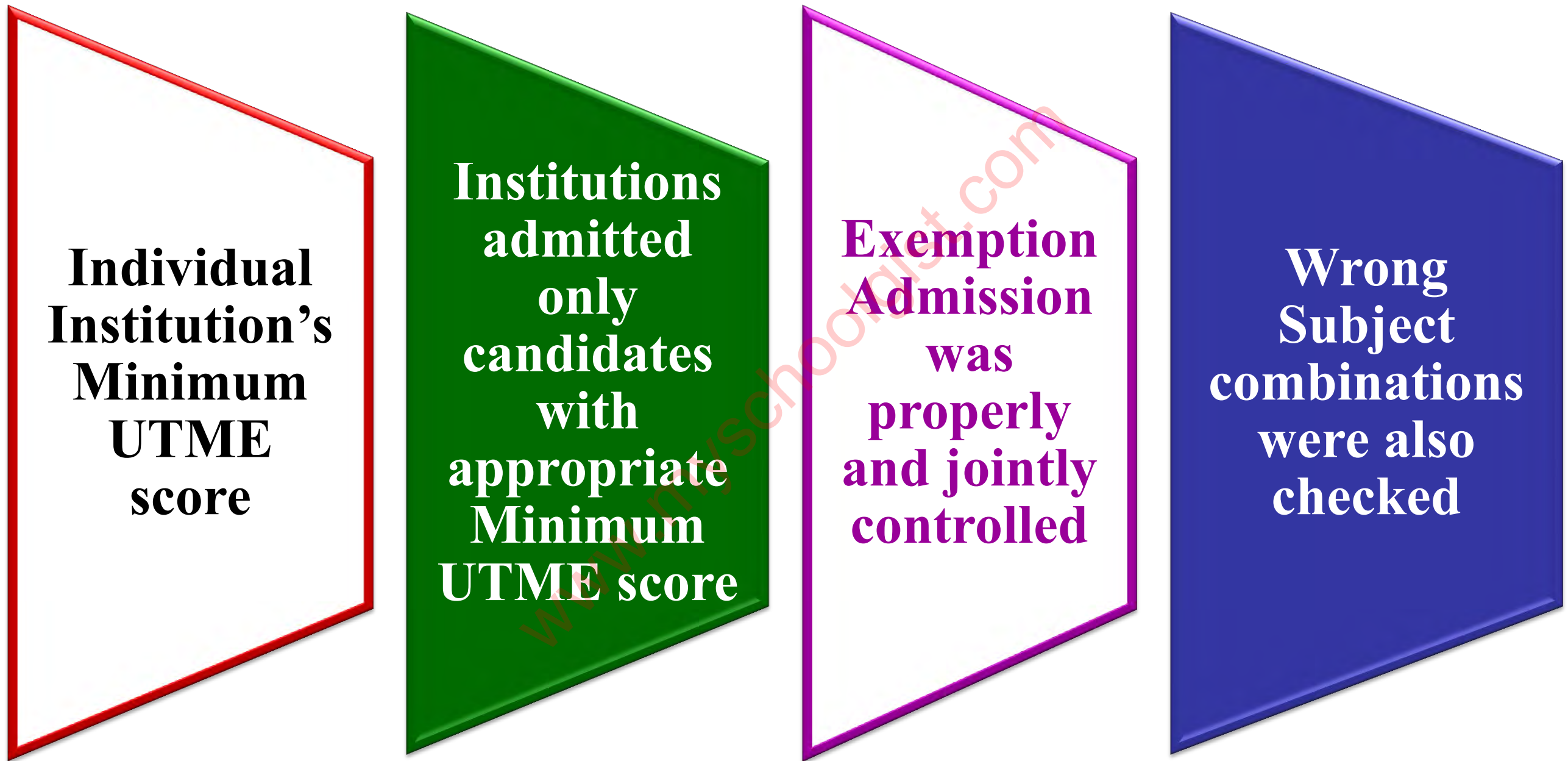
CAPS was developed and introduced in 2017 and was immediately deployed for the conduct of the Admission exercise for 2017/2018 after series of Engagements with Stakeholders

.....Capacity Building Sessions were organised for the institutions and JAMB staff



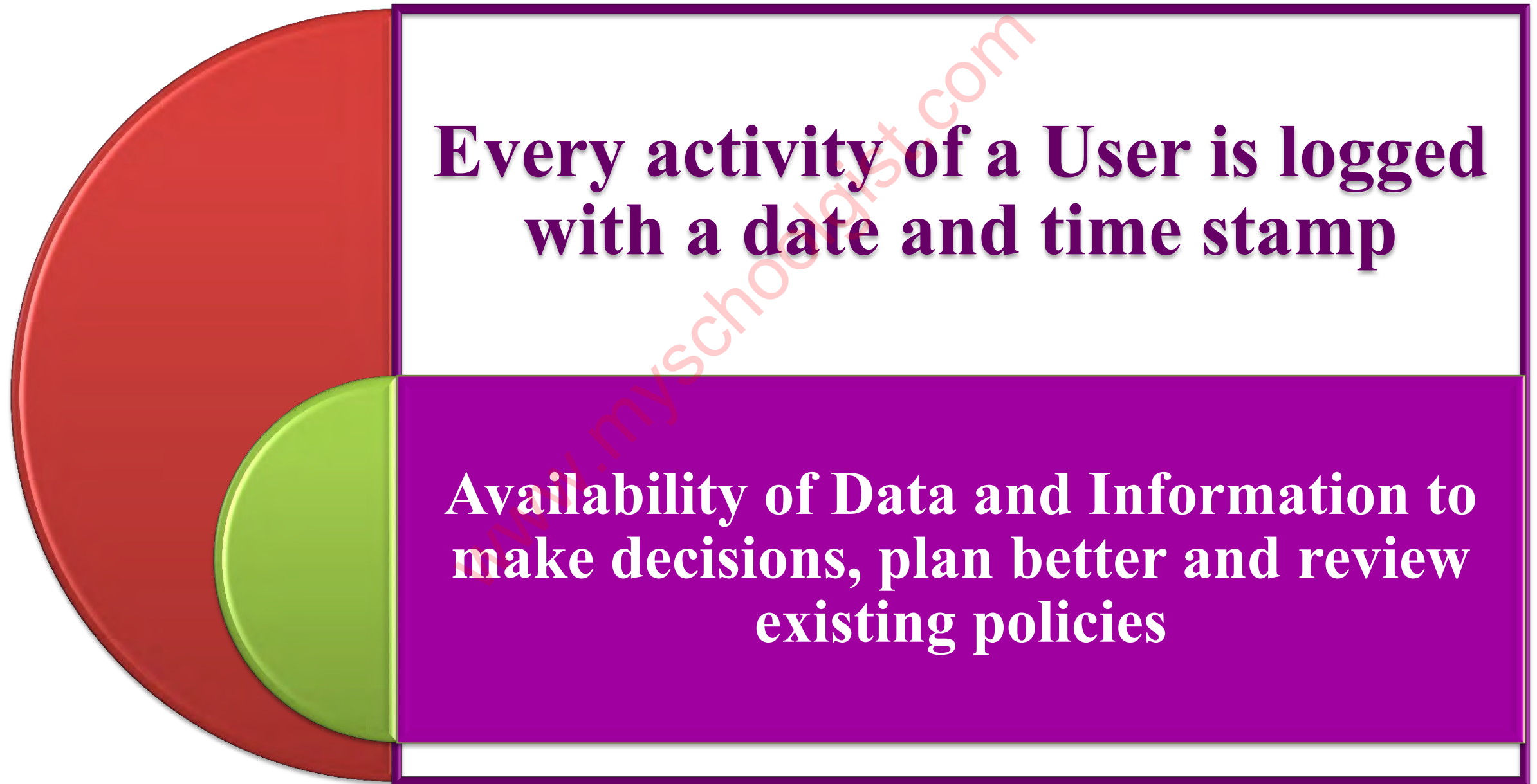
....on CAPS

1. Restored Autonomy to the Institutions with regards to Admissions process



.....institutions should note that the same cut-off mark is applicable to the mother institution as well as its affiliates

2. Transparency, Openness and Accountability in the Admission Process



3. Market Place to Source for Candidates




Every institution was given access to source for candidates through the Market Place

But Candidate's Contacts were not given to institutions to avoid abuse

Case of Federal Polytechnic, Offa and Ogun State ICT Polytechnic, Itori

4. Involvement of Candidates in the Admissions Process



Every Candidate is required to **“Accept”** or **“Reject”** his/her admission before the process is said to be completed

Candidates can now protest their admission status should they feel they are not fairly treated

Institutions concerned now also have a means of revisiting the process

SUBSTITUTION OF ADMISSIONS NOT INVOLVING CANDIDATES

(DELETION/REJECTION):

Using CAPS

*3 scenarios with respect to substitution (deletion/rejection) of admissions arising from CAPS but **NOT** involving candidates*

1. Where A Candidate Does Not Want Admission offered him/her During The Year's Admission Exercise



The candidate would only need to reject the offer of admission & he/she would be available to the institution or any other institution in addition to the market place for reconsideration (recommendation) through CAPS

All rejections automatically release the space thereby creating an opportunity for another candidate on the list immediately

The quota used for candidates would also be released and made available to the institution automatically

2. Where a candidate is Offered Admission and after Acceptance, He/She or the Institution is Desirous of Changing the Programme Offered and Accepted while the Year's Admission is Still in Progress



The candidate will fill and process the **Substitution of Programme Form** which is available on CAPS for download. The Form reads in part “I have accepted earlier to read..... and now agree that my programme should be changed to”.

The Head of the institution **MUST** sign the form which would be transmitted to Coordinator of the JAMB State Office for upload to CAPS for Registrar's approval.

Once the Registrar gives approval, the candidate's status will be automatically updated and he/she would be informed through email

3. Where a candidate is Offered Admission and he/she neither accepts nor rejects the offer and institution is desirous of substituting the candidate

- a. The institution would forward the list of the candidates to the Board through CAPS in the following format:

Registration No.	Name	Course Offered	Date of Offer (i.e. date of approval by Desk Officer)	Reason (if any) for non-response	Remark (to include I want to replace, I want to ...e.t.c)
.....

- b. The list must be signed by the Head of the institution for Registrar of JAMB's approval.
- c. Once approved by the Registrar, the candidates would be deleted automatically and quota made available to the institution.

...and the



of CAPS is being

REAL-TIME DISPLAY OF CAPS APPLICATION



REGULARISATION OF ADMISSION

More revelations of infractions....

NEED FOR NEW ADMISSION CRITERIA



CAPS REVEALED

More poignantly the need to review the formula to make our institutions more National (as envisaged in the inclusion of Catchment Area in the criteria – which has been so abused)

Admission needs to be

- ✓ International (inclusion of foreign candidates)
- ✓ More inclusive (inclusion of special needs candidates)
- ✓ more realistic (restoring and recognising some Discretionary Admissions)
- ✓ Nationalisation of localised National Institutions

A new formula is long overdue to be proposed to the National Council on Education



2018/2019

ADMISSION IN FOCUS

2018 ADMISSION TIMELINES AND CALENDARS



A calendar for July 2018. The title 'JULY 2018' is in a red header. The days of the week are listed in a grey header: SUN, MON, TUE, WED, THU, FRI, SAT. The dates are arranged in a grid. The date '2' (Monday) is circled in red.

SUN	MON	TUE	WED	THU	FRI	SAT
1	2	3	4	5	6	7
8	9	10	11	12	13	14
15	16	17	18	19	20	21
22	23	24	25	26	27	28
29	30	31	1	2	3	4



A calendar for November 2018. The title 'NOVEMBER 2018' is in a red header. The days of the week are listed in a grey header: SU, M, TU, W, TH, F, SA. The dates are arranged in a grid. The date '16' (Friday) is circled in red.

SU	M	TU	W	TH	F	SA
				1	2	3
4	5	6	7	8	9	10
11	12	13	14	15	16	17
18	19	20	21	22	23	24
25	26	27	28	29	30	

- ✓ JAMB & Tertiary Institutions are to ensure that Admissions periods are sacrosanct and must be followed and adhered to
- ✓ 1st choice admissions must be done during the period earmarked for 1st choice
- ✓ other choices must be processed during the timelines set out for them

2018 ADMISSION TIMELINES AND CALENDARS (cont'd)



- ✓ JAMB would communicate Admissions Programmes, Calendars & Timetables to Tertiary Institutions immediately after this Policy Meeting
- ✓ At the end of the 1st choice period, all candidates not admitted would be pulled out of the institutions' platform on CAPS & be made available to other willing institutions
- ✓ Any candidate who has chosen an institution as 2nd, 3rd or 4th choice does not need any change of choice or payment to JAMB to be considered for admission during the period of the 2nd choice admission



2018 JAMB DOCUMENTS REQUIRED FOR CLEARANCE OF UTME CANDIDATES



Original JAMB Result Slip



JAMB Admission Letter

HOW TO DETECT FAKE RESULT SLIPS AND ADMISSIONS LETTERS



1. Using Security Features

- ✓ Barcode bearing vital information has been placed on the 2 documents
- ✓ Online payment reference number has been reflected on the 2 documents
- ✓ Registration number placed as water mark across the 2 documents



HOW TO DETECT FAKE RESULT SLIPS AND ADMISSION LETTERS



2. USING CAPS

- ✓ **For those who have not printed each of the 2 documents will have the following message displayed on their screen when viewed:**
 - Result slip not yet printed. Any Result Slip presented is therefore fake
 - Admission Letter not yet printed. Any Admission Letter presented is therefore fake

- ✓ **For those who have printed each of the 2 documents will have the following message displayed on their screen when viewed:**
 - Original Result Slip Printed
 - Original Admissions Letter Printed

HOW TO DETECT FAKE RESULT SLIPS AND ADMISSIONS LETTERS



3. USING MOBILE APP (Institutions)

- ✓ Download the Mobile App **(JAMBMOBILE)** on your phone or similar devices from Google Play Store
- ✓ Use it to verify the security features on documents such as name, registration number, institution/course



.....hands-on demonstration in 5mins

USING MOBILE APP BY CANDIDATES



Candidates can download the Mobile App (**CAPSMOBILE**) on their phones or similar devices from Google Play Store to access CAPS to:

Accept/Reject admission

Accept/Reject Market Place offer

Check Admission Status

Check Matriculation Status

NOTIFICATION OF ADMISSION THROUGH SMS

**Candidates
notification of
admissions
through SMS
now upgraded
with new
features and
commitment**

**Institution to
pay for bulk
SMS
services
through
online
payment
platform**

**Admission
Officer
enters the
number of
SMS
services
credits the
institution
wants to buy**

**Amount
payable is
calculated
by the
system, log
the
transaction
and
transfers
access to
payment
gateway**

**SMS credit of
the institution
will only be for
communication
with
candidates**

NEW FEATURES ON CAPS



A real-time Admission Category Monitor that pops up and reminds Admission officer of:

- **Percentage of catchment Admission and list of qualified candidates from Catchment Area not yet admitted**
- **Percentage of ELDS Admission and list of qualified candidates from ELDS not yet admitted**
- **National Spread of candidates across the States of the Federation % FCT to achieve a minimum of 0.05% of quota**
- **Percentage of International candidates admitted**

ADMISSION OF OTHER CANDIDATES (NON-UTME)



Candidates of **Distance Learning, Part-Time, Outreach, Sandwich, etc** programmes (not required to take the UTME) but ought to be processed through JAMB just as the DE candidates are processed



2019/2020 JAMB BROCHURE REVIEW

(Using IBASS)



- ✓ Now automated and electronic-online through IBASS (**I**ntegrated **B**rochure & **S**yllabus System)
- ✓ Access point: ***ibass.jamb.gov.ng***
- ✓ Each institutions has secured access credentials it will collect through its registered e-mail address on CAPS
- ✓ Each institution views its present requirements & makes online request for amendment, deletion or addition on the platform
- ✓ All approved requests would be communicated vide the platform provided it is within the approved guidelines of the respective Regulatory Agencies (NUC, NBTE or NCCE)

2019/2020 JAMB BROCHURE REVIEW

(Using IBASS cont'd)



It has eligibility checker:

- To assist candidates to match their requirements with programmes in an institution

Thank
you



All images are google images

www.myschoolgist.com